

Upshur County Auditor

P.O. Box 730
Gilmer, TX 75644
(903) 843-4001
(903) 843-4818 fax



Connie Williams
County Auditor

Linda Sikes
Assistant Auditor

Greg Dodson
Assistant Auditor

FY19 Interim Financial Statements


For the Period Ending March 31, 2019

Pooled Cash Report


Balance Sheet – Insurance Fund

Budget Report – General and Insurance Funds

Budget Report – All other county funds

FILED
TERRI ROSS
COUNTY CLERK
2019 APR 15 AM 11:14
UPSHUR COUNTY, TX.
BY 
DEPUTY


Interim financial statements are intended for internal use only as a tool for performance measurement throughout the fiscal year. These statements may contain figures that are inaccurate as some accounts are only updated at year end upon completion of the external audit. Interim statements are subject to corrections and/or updates at the sole discretion of the County Auditor.



Upshur County

Balance Sheet
Account Summary
As Of 03/31/2019

Account	Name	Balance	
Fund: 101 - INSURANCE CLAIMS			
Assets			
<u>101-10101</u>	Holding Account - Austin Bank	0.00	
<u>101-10102</u>	Certificates of Deposit - Austin Bank	0.00	
<u>101-10103</u>	Insurance Account - Austin Bank	1,342,004.65	
<u>101-10104</u>	Insurance Clearing Account - Austin Bank	6,917.22	
<u>101-10200</u>	Operating Account - First National	0.00	
<u>101-10480</u>	TEXPOOL INSURANCE 7895800003	0.00	
<u>101-10501</u>	Stoploss Receivable	0.00	
<u>101-11000</u>	Prepaid Expense	0.00	
<u>101-11100</u>	Refunds Receivable	0.00	
<u>101-15000</u>	Property Tax Receivable	0.00	
<u>101-18100</u>	Due from General Fund	0.00	
	Total Assets:	<u>1,348,921.87</u>	<u>1,348,921.87</u>
Liability			
<u>101-20000</u>	Accounts Payable	0.00	
<u>101-20001</u>	Accounts Payable Credits	0.00	
<u>101-20500</u>	Insurance Claims Payable	118,944.00	
<u>101-26100</u>	Due to General Fund	342,000.00	
<u>101-26178</u>	Due to Insurance Escrow Fund	0.00	
<u>101-26400</u>	Transfer To Other Funds	0.00	
<u>101-27102</u>	Due to Salary Fund	0.00	
	Total Liability:	<u>460,944.00</u>	
Equity			
<u>101-28000</u>	Reserve for Encumbrances	0.00	
<u>101-29000</u>	Fund Balance	-402,170.61	
<u>101-29500</u>	Prior Period Adjustment	0.00	
	Total Beginning Equity:	<u>-402,170.61</u>	
Total Revenue		2,552,901.70	
Total Expense		<u>1,262,753.22</u>	
Revenues Over/Under Expenses		1,290,148.48	
	Total Equity and Current Surplus (Deficit):	<u>887,977.87</u>	
	Total Liabilities, Equity and Current Surplus (Deficit):		<u>1,348,921.87</u>



Auditor's Pooled Cash Report Date Range

Upshur County

Date Range: 03/01/2019 - 03/31/2019

ACCOUNT #	ACCOUNT NAME	BEGINNING BALANCE	CURRENT ACTIVITY	CURRENT BALANCE
CLAIM ON CASH				
<u>100-10000</u>	Claim on Pooled Cash - General Fund	8,436,197.36	(402,172.41)	8,034,024.95
<u>102-10000</u>	Claim on Pooled Cash - Salary Fund	3,588.98	(1,614.70)	1,974.28
<u>104-10000</u>	Claim on Pooled Cash - CETRZ Fund	20,959.50	0.00	20,959.50
<u>105-10000</u>	Claim on Pooled Cash - Road Damages	0.00	0.00	0.00
<u>184-10000</u>	Claim on Pooled Cash - JP Cash Bonds	8,708.73	0.00	8,708.73
<u>200-10000</u>	Claim on Pooled Cash - Courthouse Security	45,052.31	950.67	46,002.98
<u>201-10000</u>	Claim on Pooled Cash - Co. Records Mgmt & Presrv	104,461.37	(729.88)	103,731.49
<u>202-10000</u>	Claim on Pooled Cash - Law Library	9,661.00	1,188.06	10,849.06
<u>203-10000</u>	Claim on Pooled Cash - Child Protection Fee	1,956.00	510.00	2,466.00
<u>220-10000</u>	Claim on Pooled Cash - Co/Dist Ct Records Preserv	81,405.81	880.00	82,285.81
<u>221-10000</u>	Claim on Pooled Cash - Co/Dist Court Technology	7,806.70	86.42	7,893.12
<u>222-10000</u>	Claim on Pooled Cash - Dist Clerk Rec Mgmt	16,846.79	377.58	17,224.37
<u>223-10000</u>	Claim on Pooled Cash - Dist. Clerk Rec Archive	35,817.81	979.64	36,797.45
<u>224-10000</u>	Claim on Pooled Cash - Co. Clerk Rec Mgmt	194,919.22	(607.47)	194,311.75
<u>225-10000</u>	Claim on Pooled Cash - Co. Clerk Rec Archive	128,915.05	(57,407.58)	71,507.47
<u>226-10000</u>	Claim on Pooled Cash - Election Contracts	64,756.84	(45.00)	64,711.84
<u>227-10000</u>	Claim on Pooled Cash - JP Court Technology	67,410.10	(544.66)	66,865.44
<u>228-10000</u>	Claim on Pooled Cash - JP Courthouse Security	24,345.46	149.57	24,495.03
<u>229-10000</u>	Claim on Pooled Cash - Judicial Education	4,822.57	70.00	4,892.57
<u>230-10000</u>	Claim on Pooled Cash - Court Initiated Guardianship	25,980.00	280.00	26,260.00
<u>240-10000</u>	Claim on Pooled Cash - Tax Office VIT Interest Fun	300.75	0.33	301.08
<u>250-10000</u>	Claim on Pooled Cash - DA Forfeiture Fund	4,076.46	4.45	4,080.91
<u>251-10000</u>	Claim on Pooled Cash - DA Pretrial Intervention	22,874.69	51.98	22,926.67
<u>252-10000</u>	Claim on Pooled Cash - DA LEOSE	682.02	0.00	682.02
<u>255-10000</u>	Claim on Pooled Cash - DA Art 102.007 Fees	187.23	0.00	187.23
<u>270-10000</u>	Claim on Pooled Cash - Sheriff CCP 59	20,109.37	733.06	20,842.43
<u>271-10000</u>	Claim on Pooled Cash - Sheriff Federal Forfeitures	491,610.91	(1,463.72)	490,147.19
<u>272-10000</u>	Claim on Pooled Cash - LEOSE	15,257.07	0.00	15,257.07
<u>274-10000</u>	Claim on Pooled Cash - Sheriff Project Lifesaver	5,047.64	0.00	5,047.64
<u>275-10000</u>	Claim on Pooled Cash - Arson Task Force	322.75	0.00	322.75
<u>276-10000</u>	Claim on Pooled Cash - Sheriff Local Grant	1,127.09	0.00	1,127.09
<u>290-10000</u>	Claim on Pooled Cash - Constable 2 CCP 59	2,830.81	3.09	2,833.90
<u>291-10000</u>	Claim on Pooled Cash - LEOSE Constable #1	3,918.24	0.00	3,918.24
<u>292-10000</u>	Claim on Pooled Cash - LEOSE Constable #2	7,233.19	0.00	7,233.19
<u>293-10000</u>	Claim on Pooled Cash - LEOSE Constable #3	6,020.04	0.00	6,020.04
<u>294-10000</u>	Claim on Pooled Cash - LEOSE Constable #4	7,375.85	0.00	7,375.85
<u>300-10000</u>	Claim on Pooled Cash - DA Family Violence Grant	(5,171.36)	(1,250.13)	(6,421.49)
<u>302-10000</u>	Claim on Pooled Cash	0.00	0.00	0.00
<u>303-10000</u>	Claim on Pooled Cash - FEMA	19,690.98	0.00	19,690.98
<u>308-10000</u>	Claim on Pooled Cash - Victim's Assistance Grant	(9,136.31)	4,329.45	(4,806.86)
<u>309-10000</u>	Claim on Pooled Cash - NIBRS Grant	0.00	0.00	0.00
<u>320-10000</u>	Claim on Pooled Cash	0.00	0.00	0.00
<u>321-10000</u>	Claim on Pooled Cash	0.00	0.00	0.00
<u>322-10000</u>	Claim on Pooled Cash	0.00	0.00	0.00
<u>400-10000</u>	Claim on Pooled Cash	0.00	0.00	0.00
<u>401-10000</u>	Claim on Pooled Cash - Tax Note Series 2010	24,268.90	0.00	24,268.90
<u>700-10000</u>	Claim on Pooled Cash - State Fees	59,756.70	42,556.43	102,313.13
<u>701-10000</u>	Claim on Pooled Cash - Child Safety	953.95	26.96	980.91
<u>702-10000</u>	Claim on Pooled Cash - Parks & Wildlife	1,333.20	(164.00)	1,169.20
<u>900-10000</u>	Claim on Pooled Cash - CSCD Basic	106,185.59	40,106.83	146,292.42
<u>901-10000</u>	Claim on Pooled Cash - CSCD 1 Comm Svc	21,216.43	17,718.64	38,935.07
<u>906-10000</u>	Claim on Pooled Cash - CSCD 6 Sex Offender Educa	12,582.91	7,975.58	20,558.49
<u>910-10000</u>	Claim on Pooled Cash - CSCD 10 Drug Offender Cla:	18,058.00	4,115.00	22,173.00

ACCOUNT #	ACCOUNT NAME	BEGINNING BALANCE	CURRENT ACTIVITY	CURRENT BALANCE	
<u>949-10000</u>	Claim on Pooled Cash - CSCD Local Fees	328,251.20	1,881.02	330,132.22	
<u>950-10000</u>	Claim on Pooled Cash - Juvenile Grant A	9,316.23	0.00	9,316.23	
<u>957-10000</u>	Claim on Pooled Cash - Juvenile Probation Fees	98,885.69	284.83	99,170.52	
<u>958-10000</u>	Claim on Pooled Cash - Juvenile Title IV-E	332,205.57	362.44	332,568.01	
<u>960-10000</u>	Claim on Pooled Cash - Juv Basic Supervision	15,260.63	(10,367.02)	4,893.61	
<u>961-10000</u>	Claim on Pooled Cash - Juvenile Community Progra	31,478.27	(4,127.98)	27,350.29	
<u>962-10000</u>	Claim on Pooled Cash - Juvenile Pre & Post Adjudic	6,561.58	(2,170.00)	4,391.58	
<u>963-10000</u>	Claim on Pooled Cash - Juvenile Commitment Diver	7,575.18	9,275.00	16,850.18	
<u>964-10000</u>	Claim on Pooled Cash - Juvenile Mental Health	(8,149.98)	11,233.00	3,083.02	
<u>969-10000</u>	Claim on Pooled Cash - Juvenile Local Funding	17,057.19	(6,540.65)	10,516.54	
TOTAL CLAIM ON CASH		<u>10,960,766.26</u>	<u>(343,075.17)</u>	<u>10,617,691.09</u>	
CASH IN BANK					
Cash in Bank					
<u>999-10100</u>	Pooled Cash Operating	1,877,045.01	(352,986.18)	1,524,058.83	
<u>999-10101</u>	Pooled Cash Holding	5,025,333.73	1,581.12	5,026,914.85	
<u>999-10105</u>	Payroll Clearing	8,018.81	17.41	8,036.22	
<u>999-10400</u>	Texpool Operating	4,050,368.71	8,312.48	4,058,681.19	
TOTAL: Cash In Bank		<u>10,960,766.26</u>	<u>(343,075.17)</u>	<u>10,617,691.09</u>	
Wages Payable					
<u>999-27102</u>	Wages Payable	0.00	0.00	0.00	
TOTAL: Wages Payable		<u>0.00</u>	<u>0.00</u>	<u>0.00</u>	
TOTAL CASH IN BANK		<u>10,960,766.26</u>	<u>(343,075.17)</u>	<u>10,617,691.09</u>	
DUE TO OTHER FUNDS					
<u>999-26000</u>	Due To Other Funds	10,960,766.26	(343,075.17)	10,617,691.09	
TOTAL DUE TO OTHER FUNDS		<u>10,960,766.26</u>	<u>(343,075.17)</u>	<u>10,617,691.09</u>	
Claim on Cash	10,617,691.09	Claim on Cash	10,617,691.09	Cash In Bank	10,617,691.09
Cash In Bank	10,617,691.09	Due To Other Funds	10,617,691.09	Due To Other Funds	10,617,691.09
Difference	<u>0.00</u>	Difference	<u>0.00</u>	Difference	<u>0.00</u>



Upshur County

Auditor's Budget Report

Account Summary

For Fiscal: 2018-2019 Period Ending: 03/31/2019

	Current Total Budget	Period Activity	Fiscal Activity	Encumbrances	Variance Favorable (Unfavorable)	Percent Remaining
Fund: 100 - GENERAL FUND						
Revenue						
RevCategory: 30 - Property Taxes						
<u>100-300-3000</u> Current Taxes	8,764,160.00	33,289.01	8,348,376.61	0.00	-415,783.39	4.74 %
<u>100-300-3010</u> Penalties & Interest	200,000.00	37,313.61	110,014.03	0.00	-89,985.97	44.99 %
RevCategory: 30 - Property Taxes Total:	8,964,160.00	70,602.62	8,458,390.64	0.00	-505,769.36	5.64 %
RevCategory: 31 - DMV Fees						
<u>100-310-3100</u> Motor Vehicle Registration	360,000.00	90,355.72	336,007.62	0.00	-23,992.38	6.66 %
<u>100-310-3110</u> Auto R&B \$10 Fee	360,000.00	31,470.00	165,620.00	0.00	-194,380.00	53.99 %
<u>100-310-3120</u> Tax Assessor's Portion	247,000.00	12,394.19	66,119.48	0.00	-180,880.52	73.23 %
RevCategory: 31 - DMV Fees Total:	967,000.00	134,219.91	567,747.10	0.00	-399,252.90	41.29 %
RevCategory: 32 - Other Taxes, Licenses & Permits						
<u>100-320-3200</u> County Sales Tax	1,000,000.00	90,067.55	597,156.22	0.00	-402,843.78	40.28 %
<u>100-320-3210</u> Mixed Drink Tax	10,000.00	0.00	5,677.18	0.00	-4,322.82	43.23 %
<u>100-320-3220</u> Bingo	0.00	0.00	62.07	0.00	62.07	0.00 %
<u>100-320-3230</u> Boat Licenses	4,000.00	203.51	1,125.82	0.00	-2,874.18	71.85 %
<u>100-320-3240</u> Marriage Licenses	7,000.00	792.50	3,305.00	0.00	-3,695.00	52.79 %
<u>100-320-3250</u> Waste Disposal Fees	3,000.00	560.00	1,719.00	0.00	-1,281.00	42.70 %
RevCategory: 32 - Other Taxes, Licenses & Permit	1,024,000.00	91,623.56	609,045.29	0.00	-414,954.71	40.52 %
RevCategory: 33 - State & Federal Funding						
<u>100-330-3300</u> Indigent Defense Grant	35,000.00	0.00	0.00	0.00	-35,000.00	100.00 %
<u>100-330-3301</u> SCAAP Grant	0.00	0.00	5,368.00	0.00	5,368.00	0.00 %
<u>100-330-3312</u> Gross Weight & Axle Fees	50,000.00	0.00	30,372.91	0.00	-19,627.09	39.25 %
<u>100-330-3313</u> Lateral Road	40,000.00	0.00	40,100.84	0.00	100.84	100.25 %
<u>100-330-3314</u> Juror Reimb from State	11,000.00	0.00	13,872.00	0.00	2,872.00	126.11 %
<u>100-330-3315</u> Tobacco Settlement Funds	6,000.00	0.00	0.00	0.00	-6,000.00	100.00 %
<u>100-330-3316</u> Salary Supplement County Judge	25,200.00	0.00	17,068.88	0.00	-8,131.12	32.27 %
<u>100-330-3320</u> DA State Appropriation	27,500.00	0.00	18,333.32	0.00	-9,166.68	33.33 %
<u>100-330-3325</u> Chapter 19 Voter Registration Funding	11,747.00	0.00	0.00	0.00	-11,747.00	100.00 %
<u>100-330-3326</u> DA State Supplement	3,918.00	653.08	1,959.24	0.00	-1,958.76	49.99 %
<u>100-330-3328</u> SANE OAG State Funding	4,000.00	608.00	3,070.00	0.00	-930.00	23.25 %
<u>100-330-3329</u> Asst DA Longevity	5,360.00	0.00	2,880.00	0.00	-2,480.00	46.27 %
RevCategory: 33 - State & Federal Funding Total:	219,725.00	1,261.08	133,025.19	0.00	-86,699.81	39.46 %
RevCategory: 34 - Reimbursements						
<u>100-340-3400</u> Out of County Prisoners	135,000.00	21,891.92	153,189.11	0.00	18,189.11	113.47 %
<u>100-340-3410</u> Prisoner Medical	13,000.00	923.53	4,353.18	0.00	-8,646.82	66.51 %
<u>100-340-3420</u> Prisoner Phone	73,000.00	21,941.04	94,941.04	0.00	21,941.04	130.06 %
<u>100-340-3430</u> Resource Officers	284,583.00	3,952.55	147,803.59	0.00	-136,779.41	48.06 %
<u>100-340-3440</u> Marion County ProRata	14,145.00	1,199.16	7,214.79	0.00	-6,930.21	48.99 %
<u>100-340-3450</u> Attorney Fees	30,000.00	3,998.50	19,365.52	0.00	-10,634.48	35.45 %
<u>100-340-3470</u> Insurance Recovery from Loss	50,000.00	0.00	35,753.14	0.00	-14,246.86	28.49 %
<u>100-340-3490</u> Certified Mail Reimbursement	0.00	14.15	75.35	0.00	75.35	0.00 %
RevCategory: 34 - Reimbursements Total:	599,728.00	53,920.85	462,695.72	0.00	-137,032.28	22.85 %
RevCategory: 35 - Fees & Fines						
<u>100-350-3500</u> County Judge Fee	1,000.00	56.00	346.00	0.00	-654.00	65.40 %
<u>100-350-3501</u> Sheriff Fee	72,000.00	10,778.27	42,571.79	0.00	-29,428.21	40.87 %
<u>100-350-3502</u> County Clerk Fee	245,000.00	22,003.09	131,369.12	0.00	-113,630.88	46.38 %
<u>100-350-3503</u> Vital Statistics Fee	1,500.00	198.00	914.00	0.00	-586.00	39.07 %
<u>100-350-3504</u> Tax Assessor Collector Fee	67,400.00	6,770.39	20,176.53	0.00	-47,223.47	70.06 %
<u>100-350-3505</u> District Attorney Fee	3,500.00	82.10	275.71	0.00	-3,224.29	92.12 %
<u>100-350-3506</u> District Clerk Fee	76,000.00	18,511.30	51,076.80	0.00	-24,923.20	32.79 %

Current	Period	Fiscal	Activity	Encumbrances	Favorable	Variance	Percent
2,000.00	405.00	1,669.00	Activity	0.00	-331.00	16.55%	
10,500.00	1,320.00	6,152.00	Activity	0.00	-4,348.00	41.41%	
3,500.00	383.82	2,087.22	Activity	0.00	-1,412.78	40.37%	
7,500.00	305.00	4,280.00	Activity	0.00	-3,220.00	42.93%	
4,800.00	700.00	3,600.00	Activity	0.00	-1,000.00	102.86%	
6,000.00	125.00	2,750.00	Activity	0.00	-2,050.00	42.71%	
4,800.00	305.00	4,800.00	Activity	0.00	-1,025.00	17.08%	
1,000.00	0.00	280.00	Activity	0.00	-720.00	72.00%	
16,000.00	0.00	9,223.34	Activity	0.00	-6,776.66	42.35%	
8,000.00	0.00	4,227.90	Activity	0.00	-3,772.10	47.15%	
20,000.00	3,092.16	14,514.38	Activity	0.00	-5,485.62	27.43%	
1,100.00	139.78	727.72	Activity	0.00	-372.28	33.84%	
75,000.00	7,727.00	39,545.12	Activity	0.00	-35,454.88	47.27%	
1,800.00	89.00	725.44	Activity	0.00	-1,074.56	59.70%	
100,000.00	16,281.00	62,078.33	Activity	0.00	-37,921.67	37.92%	
37,000.00	4,717.08	17,892.01	Activity	0.00	-19,107.99	51.64%	
65,000.00	9,832.90	38,704.75	Activity	0.00	-26,795.25	41.22%	
20,000.00	4,013.40	15,672.90	Activity	0.00	-4,327.10	21.64%	
50,000.00	5,414.45	26,738.72	Activity	0.00	-23,261.28	46.52%	
5,000.00	0.00	14,650.00	Activity	0.00	9,650.00	293.00%	
0.00	0.00	50.00	Activity	0.00	50.00	0.00%	
2,500.00	388.26	2,192.77	Activity	0.00	-307.23	12.29%	
1,000.00	307.61	863.07	Activity	0.00	-136.93	13.69%	
931,600.00	116,750.11	531,857.32	Activity	0.00	-399,742.68	42.91%	
20,000.00	9,193.27	37,686.63	Activity	0.00	17,686.63	188.43%	
20,000.00	9,193.27	37,686.63	Activity	0.00	17,686.63	188.43%	
20,000.00	9,193.27	37,686.63	Activity	0.00	17,686.63	188.43%	
0.00	0.00	150.00	Activity	0.00	150.00	0.00%	
3,000.00	328.95	1,820.10	Activity	0.00	-1,179.90	39.33%	
300.00	179.15	42,767.80	Activity	0.00	24,767.80	237.60%	
18,000.00	31,505.58	42,767.80	Activity	0.00	24,767.80	237.60%	
21,300.00	31,834.53	44,917.05	Activity	0.00	23,617.05	110.88%	
12,747,513.00	509,405.93	10,845,364.94	Activity	0.00	-1,902,148.06	14.92%	
173,191.00	14,432.54	86,295.24	Activity	0.00	86,895.76	50.17%	
173,191.00	14,432.54	86,295.24	Activity	0.00	86,895.76	50.17%	
27,998.00	2,333.10	13,998.60	Activity	0.00	13,999.40	50.00%	
720.00	60.00	360.00	Activity	0.00	360.00	50.00%	
25,200.00	2,100.00	12,600.00	Activity	0.00	12,600.00	50.00%	
100,401-1900	Salary Supplements	25,200.00	Activity	0.00	12,600.00	50.00%	
100-401-1400	Longevity	720.00	Activity	0.00	360.00	50.00%	
100-401-1200	Salary Regular Employee	27,998.00	Activity	0.00	13,999.40	50.00%	
100-401-1000	Salary Elected Official	173,191.00	Activity	0.00	86,895.76	50.17%	
100-401-1000	Salary Elected Official	173,191.00	Activity	0.00	86,895.76	50.17%	
100-401-3010	Office Supplies	400.00	Activity	0.00	340.06	14.99%	
100-401-4230	Bonds	1,599.00	Activity	0.00	0.00	0.00%	
100-401-4290	Legal Ads & Notices	1,500.00	Activity	0.00	1,073.75	71.58%	
100-401-4502	Educational Expense	8,000.00	Activity	0.00	857.73	10.72%	
2,500.00	0.00	2,461.00	Activity	0.00	39.00	1.56%	
272,655.00	22,443.53	140,787.38	Activity	0.00	131,867.62	48.36%	
44,742.00	9,728.54	22,371.24	Activity	0.00	22,370.76	50.00%	
104,030.00	8,660.00	51,960.00	Activity	0.00	52,070.00	50.05%	
2,010.00	176.00	1,028.00	Activity	0.00	982.00	48.86%	
100-403-1400	Longevity	2,010.00	Activity	0.00	982.00	48.86%	
100-403-1200	Salary Regular Employee	104,030.00	Activity	0.00	52,070.00	50.05%	
100-403-1960	Leave Time / Excess Comp Paid	1.00	Activity	0.00	1.00	100.00%	
11,595.00	906.80	5,498.74	Activity	0.00	6,096.26	52.85%	
9,409.00	768.94	4,792.76	Activity	0.00	4,616.24	49.06%	

Auditor's Budget Report For Fiscal: 2018-2019 Period Ending: 03/31/2019

Auditor's Budget Report

For Fiscal: 2018-2019 Period Ending: 03/31/2019

	Current Total Budget	Period Activity	Fiscal Activity	Encumbrances	Variance Favorable (Unfavorable)	Percent Remaining
<u>100-403-3010</u> Office Supplies	8,000.00	0.00	4,833.32	119.56	3,047.12	38.09 %
<u>100-403-3035</u> Remote Birth Certificates	1,300.00	107.97	450.18	0.00	849.82	65.37 %
<u>100-403-4230</u> Bonds	1,575.00	0.00	1,574.50	0.00	0.50	0.03 %
<u>100-403-4502</u> Educational Expense	3,500.00	355.00	2,278.18	0.00	1,221.82	34.91 %
<u>100-403-4520</u> Local Travel Reimbursement	50.00	0.00	-58.50	0.00	108.50	217.00 %
<u>100-403-4600</u> Assoc & Organization Dues	245.00	0.00	0.00	0.00	245.00	100.00 %
Department: 403 - County Clerk Total:	186,397.00	14,703.25	94,668.42	119.56	91,609.02	49.15 %
Department: 406 - Emergency Management						
<u>100-406-1300</u> Part Time Employee	18,000.00	1,500.00	9,000.00	0.00	9,000.00	50.00 %
<u>100-406-1960</u> Excess Comp	1.00	0.00	0.00	0.00	1.00	100.00 %
<u>100-406-2200</u> FICA Taxes	1,377.00	114.76	688.56	0.00	688.44	50.00 %
<u>100-406-2300</u> Retirement Match	1,123.00	91.80	572.40	0.00	550.60	49.03 %
<u>100-406-3430</u> Equipment Repair & Maintenance	2,500.00	0.00	0.00	0.00	2,500.00	100.00 %
Department: 406 - Emergency Management Total	23,001.00	1,706.56	10,260.96	0.00	12,740.04	55.39 %
Department: 409 - Non-Departmental						
<u>100-409-1400</u> Longevity	61,200.00	4,725.00	28,881.25	0.00	32,318.75	52.81 %
<u>100-409-1960</u> Leave Time Contingency	45,331.89	0.00	0.00	0.00	45,331.89	100.00 %
<u>100-409-2200</u> FICA Taxes	4,590.00	349.80	2,147.30	0.00	2,442.70	53.22 %
<u>100-409-2300</u> Retirement Match	3,744.00	292.09	1,862.14	0.00	1,881.86	50.26 %
<u>100-409-2400</u> Workers' Comp	80,000.00	19,890.64	65,140.29	0.00	14,859.71	18.57 %
<u>100-409-2500</u> Unemployment Comp	23,000.00	807.51	6,659.12	0.00	16,340.88	71.05 %
<u>100-409-3015</u> Bank Fees	8,000.00	0.00	-77.50	0.00	8,077.50	100.97 %
<u>100-409-3080</u> Postage	49,000.00	3,550.00	12,592.32	73.19	36,384.49	74.15 %
<u>100-409-3090</u> Post Office Box Rental	420.00	0.00	0.00	0.00	420.00	100.00 %
<u>100-409-3502</u> Christmas Lights/Yulefest	3,500.00	0.00	3,471.31	0.00	28.69	0.82 %
<u>100-409-4010</u> Petit Jury	1,000.00	-500.00	130.00	0.00	870.00	87.00 %
<u>100-409-4140</u> Omnibase JP Collection Services	1,300.00	0.00	186.00	0.00	1,114.00	85.69 %
<u>100-409-4160</u> Audit & Accounting Fees	32,000.00	0.00	0.00	0.00	32,000.00	100.00 %
<u>100-409-4175</u> Postmortem Expenses	40,000.00	0.00	13,830.00	0.00	26,170.00	65.43 %
<u>100-409-4200</u> Property & General Liability Insurance	202,000.00	2,185.00	158,644.00	0.00	43,356.00	21.46 %
<u>100-409-4410</u> Service Agreements	18,000.00	1,055.23	6,649.11	0.00	11,350.89	63.06 %
<u>100-409-4495</u> Contracted Services	17,000.00	0.00	2,122.96	0.00	14,877.04	87.51 %
<u>100-409-4600</u> Assoc & Organization Dues	11,000.00	5,896.00	11,109.91	0.00	-109.91	-1.00 %
<u>100-409-4700</u> Lease Payments	76,810.15	0.00	0.00	0.00	76,810.15	100.00 %
<u>100-409-4811</u> Indigent Cemetery Costs	8,000.00	1,590.00	5,565.00	0.00	2,435.00	30.44 %
<u>100-409-4955</u> Contingency	82,691.00	0.00	0.00	0.00	82,691.00	100.00 %
<u>100-409-5400</u> Office Machines & Equipment	12,000.00	0.00	3,866.00	0.00	8,134.00	67.78 %
<u>100-409-5450</u> Furniture & Fixtures	2,000.00	0.00	1,028.63	0.00	971.37	48.57 %
<u>100-409-5700</u> Insured Items Replacement/Repair	50,000.00	0.00	19,500.62	4,600.00	25,899.38	51.80 %
Department: 409 - Non-Departmental Total:	832,587.04	39,841.27	343,308.46	4,673.19	484,605.39	58.20 %
Department: 410 - Tele Communications						
<u>100-410-4330</u> Local Telephone Service	80,000.00	1,530.40	35,765.83	0.00	44,234.17	55.29 %
<u>100-410-4335</u> Cell Phone Service	3,800.00	0.00	1,237.38	0.00	2,562.62	67.44 %
Department: 410 - Tele Communications Total:	83,800.00	1,530.40	37,003.21	0.00	46,796.79	55.84 %
Department: 411 - Computer						
<u>100-411-3010</u> Office Supplies	1,500.00	0.00	0.00	0.00	1,500.00	100.00 %
<u>100-411-4450</u> Software Maintenance	229,000.00	0.00	41,663.00	0.00	187,337.00	81.81 %
<u>100-411-4495</u> Contracted Services	59,600.00	4,050.00	28,870.00	0.00	30,730.00	51.56 %
<u>100-411-5200</u> Computer Equipment	60,000.00	1,137.60	6,153.29	1,150.27	52,696.44	87.83 %
<u>100-411-5250</u> Computer Software	10,000.00	0.00	4,402.19	540.00	5,057.81	50.58 %
Department: 411 - Computer Total:	360,100.00	5,187.60	81,088.48	1,690.27	277,321.25	77.01 %
Department: 426 - County Court						
<u>100-426-1200</u> Salary Regular Employee	35,842.00	2,986.80	17,920.80	0.00	17,921.20	50.00 %
<u>100-426-1400</u> Longevity	720.00	60.00	360.00	0.00	360.00	50.00 %
<u>100-426-1960</u> Leave Time / Excess Comp Paid	146.24	360.92	2,194.90	0.00	-2,048.66	-1,400.89 %
<u>100-426-2200</u> FICA Taxes	2,796.00	239.16	1,437.22	0.00	1,358.78	48.60 %
<u>100-426-2300</u> Retirement Match	2,282.00	208.55	1,301.20	0.00	980.80	42.98 %

Auditor's Budget Report

For Fiscal: 2018-2019 Period Ending: 03/31/2019

	Total Budget	Period Activity	Fiscal Activity	Encumbrances	Variance Favorable (Unfavorable)	Percent Remaining
<u>100-426-3010</u> Office Supplies	1,500.00	0.00	1,139.34	0.00	960.66	24.04 %
<u>100-426-3095</u> Books & Publications	400.00	0.00	0.00	0.00	400.00	100.00 %
<u>100-426-4010</u> Petit Jury	5,000.00	0.00	0.00	0.00	5,000.00	100.00 %
<u>100-426-4015</u> Sub Court Reporter	12,000.00	650.00	4,050.00	0.00	7,950.00	66.25 %
<u>100-426-4110</u> Senate Bill 7 Appointments	35,000.00	5,100.00	20,528.60	0.00	14,471.40	41.35 %
<u>100-426-4135</u> Court Costs & Services	8,000.00	200.00	950.00	0.00	7,050.00	88.13 %
<u>100-426-4502</u> Educational Expense	1,500.00	0.00	1,341.05	0.00	158.95	10.60 %
Department: 426 - County Court Total:	105,186.24	9,805.43	53,723.11	0.00	53,963.13	51.30 %
Department: 435 - 115th District Court						
<u>100-435-1100</u> Salary Appointed Official	59,598.00	4,966.50	29,799.00	0.00	29,799.00	50.00 %
<u>100-435-1200</u> Salary Regular Employees	61,070.00	5,089.20	32,251.80	0.00	28,818.20	47.19 %
<u>100-435-1400</u> Longevity	1,088.00	36.00	410.00	0.00	678.00	62.32 %
<u>100-435-1960</u> Leave Time / Excess Comp Paid	4,539.27	0.00	4,538.27	0.00	1.00	0.02 %
<u>100-435-2200</u> FICA Taxes	9,314.00	756.10	5,019.80	0.00	4,294.20	46.10 %
<u>100-435-2300</u> Retirement Match	7,610.00	617.60	4,238.69	0.00	3,371.31	44.30 %
<u>100-435-3010</u> Office Supplies	2,998.00	199.95	2,415.53	184.61	397.86	13.27 %
<u>100-435-3090</u> Post Office Box Rental	72.00	0.00	72.00	0.00	0.00	0.00 %
<u>100-435-3095</u> Books & Publications	6,000.00	555.86	2,504.89	0.00	3,495.11	58.25 %
<u>100-435-3110</u> Uniforms & Accessories - Bailiff	300.00	0.00	0.00	0.00	300.00	100.00 %
<u>100-435-4010</u> Petit Jury	22,000.00	480.00	14,070.00	0.00	7,930.00	36.05 %
<u>100-435-4011</u> Grand Jury	10,000.00	920.00	4,170.00	0.00	5,830.00	58.30 %
<u>100-435-4013</u> Visiting Judge	1,900.00	97.76	163.59	0.00	1,736.41	91.39 %
<u>100-435-4015</u> Sub Court Reporter	8,000.00	975.00	2,791.00	0.00	5,209.00	65.11 %
<u>100-435-4110</u> Senate Bill 7 Appointments	180,000.00	19,047.87	90,908.20	0.00	89,091.80	49.50 %
<u>100-435-4120</u> Court Appointed Atty - Civil	160,000.00	16,572.64	102,684.94	0.00	57,315.06	35.82 %
<u>100-435-4125</u> Capital Murder Trial Expenses	15,800.00	0.00	15,799.50	0.00	0.50	0.00 %
<u>100-435-4135</u> Court Costs & Services	5,000.00	0.00	4,392.03	0.00	607.97	12.16 %
<u>100-435-4145</u> Transcripts	10,000.00	933.00	1,173.00	0.00	8,827.00	88.27 %
<u>100-435-4150</u> Juror Expenses	500.00	27.30	438.86	0.00	61.14	12.23 %
<u>100-435-4185</u> Psychological Evaluations	15,000.00	1,250.00	3,750.00	0.00	11,250.00	75.00 %
<u>100-435-4502</u> Educational Expense	3,000.00	0.00	0.00	0.00	3,000.00	100.00 %
<u>100-435-4520</u> Local Travel Reimbursement	200.00	0.00	22.95	0.00	177.05	88.53 %
<u>100-435-4600</u> Assoc & Organization Dues	4,000.00	3,807.34	3,807.34	0.00	192.66	4.82 %
Department: 435 - 115th District Court Total:	587,989.27	56,332.12	325,421.39	184.61	262,383.27	44.62 %
Department: 450 - District Clerk						
<u>100-450-1000</u> Salary Elected Official	44,742.00	3,728.54	22,371.24	0.00	22,370.76	50.00 %
<u>100-450-1200</u> Salary Regular Employee	133,754.00	11,146.16	66,876.96	0.00	66,877.04	50.00 %
<u>100-450-1400</u> Longevity	1,210.00	106.00	678.00	0.00	532.00	43.97 %
<u>100-450-1960</u> Leave Time / Excess Comp Paid	532.90	0.00	532.90	0.00	0.00	0.00 %
<u>100-450-2200</u> FICA Taxes	13,737.00	1,111.50	6,712.88	0.00	7,024.12	51.13 %
<u>100-450-2300</u> Retirement Match	11,214.00	916.80	5,752.02	0.00	5,461.98	48.71 %
<u>100-450-3010</u> Office Supplies	13,000.00	319.00	4,592.04	580.00	7,827.96	60.22 %
<u>100-450-3095</u> Books & Publications	250.00	0.00	0.00	0.00	250.00	100.00 %
<u>100-450-4230</u> Bonds	500.00	0.00	404.00	0.00	96.00	19.20 %
<u>100-450-4502</u> Educational Expense	2,200.00	0.00	795.44	0.00	1,404.56	63.84 %
<u>100-450-4520</u> Local Travel Reimbursement	50.00	0.00	0.00	0.00	50.00	100.00 %
<u>100-450-4600</u> Assoc & Organization Dues	200.00	0.00	0.00	0.00	200.00	100.00 %
Department: 450 - District Clerk Total:	221,389.90	17,328.00	108,715.48	580.00	112,094.42	50.63 %
Department: 451 - Justice of the Peace #1						
<u>100-451-1000</u> Salary Elected Official	34,842.00	2,903.50	17,421.00	0.00	17,421.00	50.00 %
<u>100-451-1200</u> Salary Regular Employee	40,280.00	3,356.66	19,495.92	0.00	20,784.08	51.60 %
<u>100-451-1300</u> Wages Part Time Employees	0.00	0.00	612.85	0.00	-612.85	0.00 %
<u>100-451-1400</u> Longevity	180.00	16.00	84.00	0.00	96.00	53.33 %
<u>100-451-1960</u> Leave Time / Excess Comp Paid	1.00	0.00	0.00	0.00	1.00	100.00 %
<u>100-451-2200</u> FICA Taxes	5,751.00	441.28	2,690.85	0.00	3,060.15	53.21 %
<u>100-451-2300</u> Retirement Match	4,694.00	384.10	2,392.18	0.00	2,301.82	49.04 %
<u>100-451-3010</u> Office Supplies	2,500.00	80.50	2,039.30	0.00	460.70	18.43 %

Auditor's Budget Report

For Fiscal: 2018-2019 Period Ending: 03/31/2019

	Current Total Budget	Period Activity	Fiscal Activity	Encumbrances	Variance Favorable (Unfavorable)	Percent Remaining
<u>100-451-4230</u> Bonds	250.00	0.00	144.00	0.00	106.00	42.40 %
<u>100-451-4502</u> Educational Expense	2,000.00	0.00	475.00	0.00	1,525.00	76.25 %
<u>100-451-4520</u> Local Travel Reimbursement	1,000.00	0.00	497.75	0.00	502.25	50.23 %
<u>100-451-4600</u> Assoc & Organization Dues	200.00	0.00	0.00	0.00	200.00	100.00 %
Department: 451 - Justice of the Peace #1 Total:	91,698.00	7,182.04	45,852.85	0.00	45,845.15	50.00 %
Department: 452 - Justice of the Peace #2						
<u>100-452-1000</u> Salary Elected Official	34,842.00	2,903.50	17,421.00	0.00	17,421.00	50.00 %
<u>100-452-1200</u> Salary Regular Employee	26,306.00	2,192.14	13,152.84	0.00	13,153.16	50.00 %
<u>100-452-1400</u> Longevity	164.00	12.00	72.00	0.00	92.00	56.10 %
<u>100-452-1960</u> Leave Time / Excess Comp Paid	102.73	101.73	101.73	0.00	1.00	0.97 %
<u>100-452-2200</u> FICA Taxes	4,686.00	385.04	2,271.34	0.00	2,414.66	51.53 %
<u>100-452-2300</u> Retirement Match	3,826.00	318.82	1,955.38	0.00	1,870.62	48.89 %
<u>100-452-3010</u> Office Supplies	2,500.00	89.78	1,369.62	124.00	1,006.38	40.26 %
<u>100-452-4230</u> Bonds	250.00	0.00	222.00	0.00	28.00	11.20 %
<u>100-452-4502</u> Educational Expense	1,915.00	0.00	1,473.78	0.00	441.22	23.04 %
<u>100-452-4520</u> Local Travel Reimbursement	1,000.00	0.00	219.82	0.00	780.18	78.02 %
<u>100-452-4600</u> Assoc & Organization Dues	285.00	0.00	210.00	0.00	75.00	26.32 %
Department: 452 - Justice of the Peace #2 Total:	75,876.73	6,003.01	38,469.51	124.00	37,283.22	49.14 %
Department: 453 - Justice of the Peace #3						
<u>100-453-1000</u> Salary Elected Official	34,842.00	2,903.50	17,421.00	0.00	17,421.00	50.00 %
<u>100-453-1200</u> Salary Regular Employee	26,206.00	2,183.84	13,103.04	0.00	13,102.96	50.00 %
<u>100-453-1400</u> Longevity	240.00	20.00	120.00	0.00	120.00	50.00 %
<u>100-453-1960</u> Leave Time / Excess Comp Paid	1.00	0.00	0.00	0.00	1.00	100.00 %
<u>100-453-2200</u> FICA Taxes	3,838.00	376.76	2,260.56	0.00	1,577.44	41.10 %
<u>100-453-2300</u> Retirement Match	3,978.00	312.58	1,949.04	0.00	2,028.96	51.00 %
<u>100-453-3010</u> Office Supplies	2,000.00	97.00	1,222.99	332.83	444.18	22.21 %
<u>100-453-4230</u> Bonds	250.00	0.00	222.00	0.00	28.00	11.20 %
<u>100-453-4502</u> Educational Expense	1,700.00	0.00	275.00	0.00	1,425.00	83.82 %
<u>100-453-4520</u> Local Travel Reimbursement	1,400.00	45.24	361.20	0.00	1,038.80	74.20 %
<u>100-453-4600</u> Assoc & Organization Dues	150.00	0.00	135.00	0.00	15.00	10.00 %
Department: 453 - Justice of the Peace #3 Total:	74,605.00	5,938.92	37,069.83	332.83	37,202.34	49.87 %
Department: 454 - Justice of the Peace #4						
<u>100-454-1000</u> Salary Elected Official	34,842.00	2,903.50	17,421.00	0.00	17,421.00	50.00 %
<u>100-454-1200</u> Salary Regular Employee	25,200.00	1,912.22	11,408.67	0.00	13,791.33	54.73 %
<u>100-454-1400</u> Longevity	130.00	0.00	14.00	0.00	116.00	89.23 %
<u>100-454-1960</u> Leave Time / Excess Comp Paid	97.92	96.92	697.85	0.00	-599.93	-612.67 %
<u>100-454-2200</u> FICA Taxes	4,602.00	362.37	2,244.07	0.00	2,357.93	51.24 %
<u>100-454-2300</u> Retirement Match	3,755.00	300.66	1,880.08	0.00	1,874.92	49.93 %
<u>100-454-3010</u> Office Supplies	2,100.00	0.00	230.91	150.00	1,719.09	81.86 %
<u>100-454-4230</u> Bonds	250.00	0.00	144.00	0.00	106.00	42.40 %
<u>100-454-4502</u> Educational Expense	2,900.00	766.80	2,804.20	0.00	95.80	3.30 %
<u>100-454-4520</u> Local Travel Reimbursement	400.00	0.00	-13.20	0.00	413.20	103.30 %
<u>100-454-4600</u> Assoc & Organization Dues	150.00	0.00	95.00	0.00	55.00	36.67 %
Department: 454 - Justice of the Peace #4 Total:	74,426.92	6,342.47	36,926.58	150.00	37,350.34	50.18 %
Department: 476 - District Attorney						
<u>100-476-1200</u> Salary Regular Employee	360,143.00	30,011.88	180,071.28	0.00	180,071.72	50.00 %
<u>100-476-1250</u> State Longevity	5,760.00	520.00	2,940.00	0.00	2,820.00	48.96 %
<u>100-476-1400</u> Longevity	3,024.00	248.00	1,446.00	0.00	1,578.00	52.18 %
<u>100-476-1650</u> Law Enforcement Taxable Travel Stipend	1.00	0.00	0.00	0.00	1.00	100.00 %
<u>100-476-1900</u> DA Supplements-State Appropriation	27,500.00	2,291.66	13,749.96	0.00	13,750.04	50.00 %
<u>100-476-1950</u> Elected DA Supplement	3,640.00	303.34	1,820.04	0.00	1,819.96	50.00 %
<u>100-476-1960</u> Leave Time / Excess Comp Paid	1.00	0.00	0.00	0.00	1.00	100.00 %
<u>100-476-2200</u> FICA Taxes	30,605.00	2,446.32	14,659.97	0.00	15,945.03	52.10 %
<u>100-476-2300</u> Retirement Match	24,965.00	2,024.00	12,605.88	0.00	12,359.12	49.51 %
<u>100-476-3010</u> Office Supplies	8,000.00	0.00	1,094.31	0.00	6,905.69	86.32 %
<u>100-476-3095</u> Books & Publications	2,000.00	0.00	141.26	0.00	1,858.74	92.94 %
<u>100-476-3105</u> Investigative Expenses	12,000.00	358.00	1,578.40	277.98	10,143.62	84.53 %

Auditor's Budget Report

For Fiscal: 2018-2019 Period Ending: 03/31/2019

	Current Total Budget	Period Activity	Fiscal Activity	Encumbrances	Variance Favorable (Unfavorable)	Percent Remaining
<u>100-476-3200</u> Gasoline	2,000.00	184.07	830.57	0.00	1,169.43	58.47 %
<u>100-476-3420</u> Vehicle Repair & Maintenance	1,000.00	0.00	521.40	0.00	478.60	47.86 %
<u>100-476-4130</u> Cash Match for FVI Grant	27,200.00	2,360.18	10,874.01	0.00	16,325.99	60.02 %
<u>100-476-4131</u> Cash Match V.A. Grant	0.00	56.38	352.77	0.00	-352.77	0.00 %
<u>100-476-4135</u> Court Costs & Services	2,000.00	16.50	18.00	0.00	1,982.00	99.10 %
<u>100-476-4145</u> Transcripts	1,500.00	102.00	420.00	0.00	1,080.00	72.00 %
<u>100-476-4230</u> Bonds	500.00	0.00	354.00	0.00	146.00	29.20 %
<u>100-476-4502</u> Educational Expense	13,000.00	559.09	3,122.79	0.00	9,877.21	75.98 %
<u>100-476-4600</u> Assoc & Organization Dues	2,000.00	60.00	520.00	0.00	1,480.00	74.00 %
Department: 476 - District Attorney Total:	526,839.00	41,541.42	247,120.64	277.98	279,440.38	53.04 %
Department: 490 - Elections						
<u>100-490-1100</u> Salary Appointed Official	41,200.00	3,433.34	20,600.04	0.00	20,599.96	50.00 %
<u>100-490-1200</u> Salary Regular Employee	25,200.00	2,100.00	12,600.00	0.00	12,600.00	50.00 %
<u>100-490-1400</u> Longevity	384.00	32.00	184.00	0.00	200.00	52.08 %
<u>100-490-1500</u> Election Workers	18,000.00	0.00	11,218.00	0.00	6,782.00	37.68 %
<u>100-490-1960</u> Leave Time / Excess Comp Paid	1.00	0.00	0.00	0.00	1.00	100.00 %
<u>100-490-2200</u> FICA Taxes	5,300.00	405.26	2,430.92	0.00	2,869.08	54.13 %
<u>100-490-2300</u> Retirement Match	4,167.00	340.60	2,123.20	0.00	2,043.80	49.05 %
<u>100-490-3040</u> Election Materials	9,000.00	0.00	1,463.09	125.00	7,411.91	82.35 %
<u>100-490-3049</u> Chapter 19 expenditures	3,000.00	0.00	0.00	0.00	3,000.00	100.00 %
<u>100-490-4502</u> Educational Expense	2,700.00	0.00	771.38	0.00	1,928.62	71.43 %
<u>100-490-4520</u> Local Travel Reimbursement	300.00	0.00	199.80	0.00	100.20	33.40 %
<u>100-490-4700</u> Equipment Payments	55,531.85	0.00	55,256.11	0.00	275.74	0.50 %
<u>100-490-4750</u> Facilities Lease	100.00	0.00	50.00	0.00	50.00	50.00 %
<u>100-490-5200</u> Computer Equipment	28,900.00	0.00	23,759.02	215.00	4,925.98	17.04 %
Department: 490 - Elections Total:	193,783.85	6,311.20	130,655.56	340.00	62,788.29	32.40 %
Department: 495 - County Auditor						
<u>100-495-1100</u> Salary Appointed Official	54,950.00	4,683.34	26,850.05	0.00	28,099.94	51.14 %
<u>100-495-1200</u> Salary Regular Employee	68,400.00	5,700.00	34,200.00	0.00	34,200.00	50.00 %
<u>100-495-1400</u> Longevity	1,120.00	96.00	544.00	0.00	576.00	51.43 %
<u>100-495-1960</u> Leave Time / Excess Comp Paid	1.00	0.00	0.00	0.00	1.00	100.00 %
<u>100-495-2200</u> FICA Taxes	9,521.00	771.66	4,505.92	0.00	5,015.08	52.67 %
<u>100-495-2300</u> Retirement Match	7,780.00	641.34	3,914.34	0.00	3,865.66	49.69 %
<u>100-495-3010</u> Office Supplies	1,200.00	366.20	663.79	0.00	536.21	44.68 %
<u>100-495-3095</u> Books & Publications	300.00	0.00	0.00	0.00	300.00	100.00 %
<u>100-495-4230</u> Bonds	200.00	0.00	200.00	0.00	0.00	0.00 %
<u>100-495-4502</u> Educational Expense	2,400.00	420.00	638.84	707.00	1,054.16	43.92 %
<u>100-495-4600</u> Assoc & Organization Dues	400.00	0.00	295.00	0.00	105.00	26.25 %
Department: 495 - County Auditor Total:	146,272.00	12,678.54	71,811.95	707.00	73,753.05	50.42 %
Department: 497 - County Treasurer						
<u>100-497-1000</u> Salary Elected Official	44,742.00	3,728.54	22,371.24	0.00	22,370.76	50.00 %
<u>100-497-1200</u> Salary Regular Employee	85,285.00	7,107.04	42,642.24	0.00	42,642.76	50.00 %
<u>100-497-1400</u> Longevity	740.00	68.00	390.00	0.00	350.00	47.30 %
<u>100-497-1960</u> Leave Time / Excess Comp Paid	335.62	0.00	334.62	0.00	1.00	0.30 %
<u>100-497-2200</u> FICA Taxes	9,998.00	792.08	4,776.73	0.00	5,221.27	52.22 %
<u>100-497-2300</u> Retirement Match	8,160.00	667.30	4,180.12	0.00	3,979.88	48.77 %
<u>100-497-3010</u> Office Supplies	3,900.00	0.00	1,149.96	0.00	2,750.04	70.51 %
<u>100-497-4230</u> Bonds	300.00	0.00	278.00	0.00	22.00	7.33 %
<u>100-497-4502</u> Educational Expense	5,500.00	2,014.76	3,458.18	0.00	2,041.82	37.12 %
<u>100-497-4520</u> Local Travel Reimbursement	350.00	0.00	119.85	0.00	230.15	65.76 %
<u>100-497-4600</u> Assoc & Organization Dues	200.00	0.00	175.00	0.00	25.00	12.50 %
Department: 497 - County Treasurer Total:	159,510.62	14,377.72	79,875.94	0.00	79,634.68	49.92 %
Department: 499 - Tax Assessor						
<u>100-499-1000</u> Salary Elected Official	44,742.00	3,728.54	22,371.24	0.00	22,370.76	50.00 %
<u>100-499-1200</u> Salary Regular Employee	291,970.00	24,147.95	141,978.99	0.00	149,991.01	51.37 %
<u>100-499-1300</u> Part Time Employees	0.00	0.00	867.00	0.00	-867.00	0.00 %
<u>100-499-1400</u> Longevity	3,796.00	312.00	1,880.00	0.00	1,916.00	50.47 %

Auditor's Budget Report

For Fiscal: 2018-2019 Period Ending: 03/31/2019

	Current Total Budget	Period Activity	Fiscal Activity	Encumbrances	Variance Favorable (Unfavorable)	Percent Remaining
<u>100-499-1960</u> Leave Time / Excess Comp Paid	279.95	0.00	279.95	0.00	0.00	0.00 %
<u>100-499-2200</u> FICA Taxes	26,048.00	2,020.99	12,018.25	0.00	14,029.75	53.86 %
<u>100-499-2300</u> Retirement Match	21,282.00	1,775.11	10,645.98	0.00	10,636.02	49.98 %
<u>100-499-3010</u> Office Supplies	2,500.00	0.00	921.65	211.12	1,367.23	54.69 %
<u>100-499-4230</u> Bonds	105.88	0.00	105.88	0.00	0.00	0.00 %
<u>100-499-4495</u> Contracted Services	23,200.00	3,955.44	18,664.66	0.00	4,535.34	19.55 %
<u>100-499-4502</u> Educational Expense	6,894.12	1,074.80	3,010.08	0.00	3,884.04	56.34 %
<u>100-499-4520</u> Local Travel Reimbursement	3,000.00	598.83	1,387.41	0.00	1,612.59	53.75 %
<u>100-499-4600</u> Assoc & Organization Dues	460.00	0.00	370.00	0.00	90.00	19.57 %
<u>100-499-5200</u> Computer Equipment & Software	32,500.00	0.00	15,000.00	1,380.00	16,120.00	49.60 %
Department: 499 - Tax Assessor Total:	456,777.95	37,513.66	229,501.09	1,591.12	225,685.74	49.41 %
Department: 505 - Appraisal District	238,000.00	0.00	123,950.58	0.00	114,049.42	47.92 %
<u>100-505-4640</u> Appraisal District Pro-Rata	238,000.00	0.00	123,950.58	0.00	114,049.42	47.92 %
Department: 505 - Appraisal District Total:	238,000.00	0.00	123,950.58	0.00	114,049.42	47.92 %
Department: 510 - County Buildings	35,376.00	2,948.00	17,688.00	0.00	17,688.00	50.00 %
<u>100-510-1100</u> Salary Appointed Official	50,168.00	4,180.64	25,083.84	0.00	25,084.16	50.00 %
<u>100-510-1200</u> Salary Regular Employee	816.00	64.00	372.00	0.00	444.00	54.41 %
<u>100-510-1400</u> Longevity	138.00	0.00	273.42	0.00	-135.42	-98.13 %
<u>100-510-1960</u> Leave Time / Excess Comp Paid	6,617.00	546.16	3,299.18	0.00	3,317.82	50.14 %
<u>100-510-2000</u> FICA Taxes	5,397.00	440.20	2,761.37	0.00	2,635.63	48.84 %
<u>100-510-2300</u> Retirement Match	5,500.00	313.38	2,244.66	0.00	3,255.34	59.19 %
<u>100-510-3200</u> Gasoline	300.00	19.90	19.90	0.00	280.10	93.37 %
<u>100-510-3220</u> Oil, Grease & Lubricants	12,000.00	237.17	2,050.48	11.31	9,938.21	82.82 %
<u>100-510-3380</u> Miscellaneous Expenses	1,100.00	0.00	114.37	0.00	985.63	89.60 %
<u>100-510-3390</u> Handtools	6,200.00	55.08	4,397.95	0.00	1,802.05	29.07 %
<u>100-510-3400</u> Lawns & Grounds	4,000.00	826.63	1,168.86	0.00	2,831.14	70.78 %
<u>100-510-3420</u> Vehicle Repair & Maintenance	4,500.00	48.38	1,448.73	0.00	3,051.27	22.52 %
<u>100-510-3460</u> Plumbing	6,000.00	1,220.21	2,681.38	3,200.00	1,351.27	6.64 %
<u>100-510-3470</u> Electrical	10,000.00	838.65	2,394.14	0.00	7,605.86	76.06 %
<u>100-510-3480</u> Janitorial Supplies	150,000.00	10,084.37	49,202.48	0.00	100,797.52	67.20 %
<u>100-510-4300</u> Electricity	70,000.00	4,671.88	24,802.47	0.00	45,197.53	64.57 %
<u>100-510-4310</u> Water, Sewer & Garbage	20,000.00	2,337.37	11,296.56	0.00	8,703.44	43.52 %
<u>100-510-4320</u> Natural Gas	13,000.00	500.00	9,186.28	250.00	3,563.72	27.41 %
<u>100-510-4495</u> Contracted Services	45,000.00	0.00	35,618.38	1,666.20	7,715.42	17.15 %
<u>100-510-4995</u> HVAC Repair	30,000.00	6,680.54	18,109.42	11,000.00	890.58	2.97 %
<u>100-510-5100</u> Facilities Improvement	475,112.00	36,012.56	214,213.87	17,647.25	244,250.88	51.30 %
Department: 510 - County Buildings Total:	475,112.00	36,012.56	214,213.87	17,647.25	244,250.88	51.30 %
Department: 551 - Constable #1	27,392.00	2,282.64	13,695.84	0.00	13,696.16	50.00 %
<u>100-551-1000</u> Salary Elected Official	2,096.00	162.62	975.72	0.00	1,120.28	53.45 %
<u>100-551-2200</u> FICA Taxes	1,710.00	139.70	871.08	0.00	838.92	49.06 %
<u>100-551-2300</u> Retirement Match	300.00	191.97	191.97	0.00	108.03	36.01 %
<u>100-551-3010</u> Office Supplies	300.00	0.00	0.00	0.00	300.00	100.00 %
<u>100-551-3110</u> Uniforms & Accessories	450.00	0.00	0.00	0.00	450.00	100.00 %
<u>100-551-3145</u> Guns & Ammunition	1,500.00	66.85	552.74	0.00	947.26	63.15 %
<u>100-551-3200</u> Gasoline	1,000.00	0.00	127.50	0.00	872.50	87.25 %
<u>100-551-3420</u> Vehicle Repair & Maintenance	400.00	25.00	25.00	0.00	375.00	93.75 %
<u>100-551-4502</u> Educational Expense	100.00	0.00	60.00	0.00	40.00	40.00 %
<u>100-551-4600</u> Assoc & Organization Dues	300.00	0.00	0.00	0.00	300.00	100.00 %
<u>100-551-5350</u> Communication Equipment	35,548.00	2,868.78	16,499.85	0.00	19,048.15	53.58 %
Department: 551 - Constable #1 Total:	35,548.00	2,868.78	16,499.85	0.00	19,048.15	53.58 %
Department: 552 - Constable #2	27,382.00	2,282.64	13,695.84	0.00	13,696.16	50.00 %
<u>100-552-1000</u> Salary Elected Official	2,096.00	160.10	960.60	0.00	1,135.40	54.17 %
<u>100-552-2200</u> FICA Taxes	1,710.00	139.70	871.08	0.00	838.92	49.06 %
<u>100-552-2300</u> Retirement Match	250.00	0.00	0.00	0.00	250.00	100.00 %
<u>100-552-3010</u> Office Supplies	400.00	0.00	0.00	0.00	400.00	100.00 %
<u>100-552-3110</u> Uniforms & Accessories	350.00	0.00	0.00	0.00	350.00	100.00 %
<u>100-552-3145</u> Guns & Ammunition						

Auditor's Budget Report

For Fiscal: 2018-2019 Period Ending: 03/31/2019

	Current Total Budget	Period Activity	Fiscal Activity	Encumbrances	Variance Favorable (Unfavorable)	Percent Remaining
<u>100-552-3200</u> Gasoline	950.00	0.00	102.78	0.00	847.22	89.18 %
<u>100-552-3420</u> Vehicle Repair & Maintenance	1,000.00	0.00	0.00	0.00	1,000.00	100.00 %
<u>100-552-4230</u> Bonds	50.00	0.00	50.00	0.00	0.00	0.00 %
<u>100-552-4600</u> Assoc & Organization Dues	100.00	0.00	0.00	0.00	100.00	100.00 %
Department: 552 - Constable #2 Total:	34,298.00	2,582.44	15,680.30	0.00	18,617.70	54.28 %
Department: 553 - Constable #3						
<u>100-553-1000</u> Salary Elected Official	27,392.00	2,282.64	12,554.52	0.00	14,837.48	54.17 %
<u>100-553-2200</u> FICA Taxes	2,096.00	174.62	965.47	0.00	1,130.53	53.94 %
<u>100-553-2300</u> Retirement Match	1,710.00	139.70	795.75	0.00	914.25	53.46 %
<u>100-553-3010</u> Office Supplies	600.00	0.00	375.78	195.00	29.22	4.87 %
<u>100-553-3110</u> Uniforms & Accessories	500.00	259.73	422.71	0.00	77.29	15.46 %
<u>100-553-3145</u> Guns & Ammunition	350.00	96.00	96.00	0.00	254.00	72.57 %
<u>100-553-3200</u> Gasoline	650.00	112.62	450.76	0.00	199.24	30.65 %
<u>100-553-3420</u> Vehicle Repair & Maintenance	900.00	14.50	14.50	0.00	885.50	98.39 %
<u>100-553-4230</u> Bonds	100.00	0.00	100.00	0.00	0.00	0.00 %
<u>100-553-4600</u> Assoc & Organization Dues	100.00	0.00	0.00	0.00	100.00	100.00 %
Department: 553 - Constable #3 Total:	34,398.00	3,079.81	15,775.49	195.00	18,427.51	53.57 %
Department: 554 - Constable #4						
<u>100-554-1000</u> Salary Elected Official	27,392.00	2,282.64	13,695.84	0.00	13,696.16	50.00 %
<u>100-554-2200</u> FICA Taxes	2,096.00	174.14	1,044.84	0.00	1,051.16	50.15 %
<u>100-554-2300</u> Retirement Match	1,710.00	139.70	871.08	0.00	838.92	49.06 %
<u>100-554-3010</u> Office Supplies	350.00	0.00	0.00	0.00	350.00	100.00 %
<u>100-554-3110</u> Uniforms & Accessories	400.00	0.00	0.00	0.00	400.00	100.00 %
<u>100-554-3145</u> Guns & Ammunition	350.00	0.00	0.00	0.00	350.00	100.00 %
<u>100-554-3200</u> Gasoline	1,000.00	12.29	134.59	0.00	865.41	86.54 %
<u>100-554-3420</u> Vehicle Repair & Maintenance	1,000.00	0.00	0.00	0.00	1,000.00	100.00 %
<u>100-554-4230</u> Bonds	50.00	0.00	50.00	0.00	0.00	0.00 %
<u>100-554-4502</u> Educational Expense	400.00	0.00	0.00	0.00	400.00	100.00 %
<u>100-554-4600</u> Assoc & Organization Dues	100.00	0.00	0.00	0.00	100.00	100.00 %
Department: 554 - Constable #4 Total:	34,848.00	2,608.77	15,796.35	0.00	19,051.65	54.67 %
Department: 560 - County Sheriff						
<u>100-560-1000</u> Salary Elected Official	53,590.00	4,465.86	26,795.16	0.00	26,794.84	50.00 %
<u>100-560-1200</u> Salary Regular Employee	1,142,034.00	97,469.72	583,055.15	0.00	558,978.84	48.95 %
<u>100-560-1225</u> Resource Officers	197,066.00	13,685.10	82,110.60	0.00	114,955.40	58.33 %
<u>100-560-1400</u> Longevity	10,500.00	828.00	4,800.00	0.00	5,700.00	54.29 %
<u>100-560-1600</u> Peace Officer Certification Pay	56,700.00	4,275.00	25,650.00	0.00	31,050.00	54.76 %
<u>100-560-1650</u> Law Enforcement Taxable Travel Stipend	1.00	0.00	0.00	0.00	1.00	100.00 %
<u>100-560-1960</u> Leave Time / Excess Comp Paid	34,538.73	12,021.68	45,404.66	0.00	-10,865.93	-31.46 %
<u>100-560-2200</u> FICA Taxes	112,873.00	9,914.65	57,153.53	0.00	55,719.47	49.36 %
<u>100-560-2300</u> Retirement Match	92,069.00	8,172.95	48,986.67	0.00	43,082.33	46.79 %
<u>100-560-3010</u> Office Supplies	13,000.00	1,832.12	7,636.85	545.54	4,817.61	37.06 %
<u>100-560-3105</u> Investigative Expenses	15,000.00	366.73	4,782.28	144.98	10,072.74	67.15 %
<u>100-560-3110</u> Uniforms & Accessories	12,300.00	1,327.12	5,160.35	1,264.73	5,874.92	47.76 %
<u>100-560-3145</u> Guns & Ammunition	5,850.00	0.00	4,467.09	1,275.00	107.91	1.84 %
<u>100-560-3200</u> Gasoline	105,000.00	7,800.94	42,987.34	0.00	62,012.66	59.06 %
<u>100-560-3380</u> Miscellaneous Expenses	6,650.00	388.47	2,622.50	846.79	3,180.71	47.83 %
<u>100-560-3420</u> Vehicle Repair & Maintenance	45,000.00	2,277.60	20,809.62	673.63	23,516.75	52.26 %
<u>100-560-4490</u> Legal Ads & Notices	300.00	0.00	0.00	0.00	300.00	100.00 %
<u>100-560-4495</u> Contracted Services	2,000.00	705.00	705.00	0.00	1,295.00	64.75 %
<u>100-560-4502</u> Educational Expense	16,000.00	1,706.16	5,257.01	2,640.00	8,102.99	50.64 %
<u>100-560-4600</u> Assoc & Organization Dues	1,500.00	120.00	1,120.00	0.00	380.00	25.33 %
<u>100-560-5350</u> Communication Equipment	23,500.00	1,235.34	2,005.34	0.00	21,494.66	91.47 %
<u>100-560-5500</u> Vehicles	100,000.00	0.00	0.00	0.00	100,000.00	100.00 %
<u>100-560-5900</u> Light Bars, Sirens, etc	6,000.00	0.00	110.00	0.00	5,890.00	98.17 %
<u>100-560-7000</u> Body Cameras - State Grant	23,340.00	0.00	0.00	0.00	23,340.00	100.00 %
Department: 560 - County Sheriff Total:	2,074,811.73	168,592.45	971,619.16	7,390.67	1,095,801.90	52.81 %

Auditor's Budget Report

For Fiscal: 2018-2019 Period Ending: 03/31/2019

	Current Total Budget	Period Activity	Fiscal Activity	Encumbrances	Variance Favorable (Unfavorable)	Percent Remaining
Department: 565 - County Jail						
<u>100-565-1200</u> Salary Regular Employee	1,429,246.00	116,261.34	682,825.31	0.00	746,420.69	52.22 %
<u>100-565-1300</u> Wages Part Time Employees	15,000.00	876.16	3,723.68	0.00	11,276.32	75.18 %
<u>100-565-1400</u> Longevity	8,000.00	534.00	3,022.00	0.00	4,978.00	62.23 %
<u>100-565-1650</u> Law Enforcement Taxable Travel Stipend	3,120.00	0.00	0.00	0.00	3,120.00	100.00 %
<u>100-565-1960</u> Leave Time / Excess Comp Paid	52,691.56	12,198.87	65,314.24	0.00	-12,622.68	-23.96 %
<u>100-565-2300</u> FICA Taxes	112,416.00	9,597.01	56,009.93	0.00	56,406.07	50.18 %
<u>100-565-2200</u> Retirement Match	91,695.00	7,922.28	47,939.70	0.00	43,755.30	47.72 %
<u>100-565-3100</u> Employee Medical Exam	7,000.00	85.00	1,060.00	185.00	5,755.00	82.21 %
<u>100-565-3120</u> Inmate Clothing & Bedding	4,000.00	0.00	0.00	0.00	4,000.00	100.00 %
<u>100-565-3125</u> Prescriptions	40,000.00	2,080.69	8,866.18	18.99	31,114.83	77.79 %
<u>100-565-3135</u> Food	190,000.00	17,857.88	98,804.57	8,542.00	82,653.43	43.50 %
<u>100-565-3150</u> Inmate Transport	12,000.00	1,081.95	3,555.41	0.00	8,444.59	70.37 %
<u>100-565-3160</u> Inmate Medical	70,000.00	12,998.52	34,078.60	0.00	35,921.40	51.32 %
<u>100-565-3480</u> Janitorial Supplies	30,000.00	2,572.59	17,220.24	733.44	12,046.32	40.15 %
<u>100-565-4495</u> Contracted Services	3,000.00	93.61	1,060.34	0.00	1,939.66	64.66 %
<u>100-565-5100</u> Facilities Maintenance	40,500.00	3,807.41	23,994.47	6,811.71	9,693.82	23.94 %
Department: 565 - County Jail Total:	2,108,668.56	187,967.31	1,047,474.67	16,291.14	1,044,902.75	49.55 %
Department: 570 - Adult Probation						
<u>100-570-4330</u> Local Telephone Service	2,600.00	211.16	1,267.39	0.00	1,332.61	51.25 %
Department: 570 - Adult Probation Total:	2,600.00	211.16	1,267.39	0.00	1,332.61	51.25 %
Department: 574 - Juvenile Probation Board						
<u>100-574-1900</u> Salary Supplements	13,200.00	1,100.00	6,600.00	0.00	6,600.00	50.00 %
<u>100-574-2200</u> FICA Taxes	1,010.00	83.26	499.38	0.00	510.62	50.56 %
<u>100-574-2300</u> Retirement Match	858.00	67.32	419.76	0.00	438.24	51.08 %
Department: 574 - Juvenile Probation Board Total	15,068.00	1,250.58	7,519.14	0.00	7,548.86	50.10 %
Department: 575 - Juvenile Probation						
<u>100-575-4050</u> Juvenile Local Funds (See Fund 969)	49,000.00	0.00	49,000.00	0.00	0.00	0.00 %
Department: 575 - Juvenile Probation Total:	49,000.00	0.00	49,000.00	0.00	0.00	0.00 %
Department: 580 - DPS						
<u>100-580-1200</u> Salary Regular Employee	25,200.00	1,734.46	11,783.63	0.00	13,416.37	53.24 %
<u>100-580-1400</u> Longevity	144.00	12.00	72.00	0.00	72.00	50.00 %
<u>100-580-1960</u> Leave Time / Excess Comp Paid	1.00	0.00	0.00	0.00	1.00	100.00 %
<u>100-580-2200</u> FICA Taxes	1,936.00	125.93	860.94	0.00	1,075.06	55.53 %
<u>100-580-2300</u> Retirement Match	1,581.00	106.89	755.83	0.00	825.17	52.19 %
<u>100-580-3380</u> Miscellaneous Expenses	2,000.00	0.00	69.00	0.00	1,931.00	96.55 %
Department: 580 - DPS Total:	30,862.00	1,979.28	13,541.40	0.00	17,320.60	56.12 %
Department: 611 - Road & Bridge						
<u>100-611-1100</u> Salary Appointed Official	61,200.00	5,100.00	30,600.00	0.00	30,600.00	50.00 %
<u>100-611-1200</u> Salary Regular Employee	999,703.00	77,441.77	455,679.18	0.00	544,023.82	54.42 %
<u>100-611-1300</u> Wages Part Time Employees	34,944.00	1,152.00	6,336.00	0.00	28,608.00	81.87 %
<u>100-611-1400</u> Longevity	11,808.00	830.00	4,978.00	0.00	6,830.00	57.84 %
<u>100-611-1960</u> Leave Time / Excess Comp Paid	10,921.19	961.64	14,642.77	0.00	-3,721.58	-34.08 %
<u>100-611-2200</u> FICA Taxes	84,293.00	6,269.62	37,725.01	0.00	46,567.99	55.25 %
<u>100-611-2300</u> Retirement Match	71,594.00	5,231.67	32,578.08	0.00	39,015.92	54.50 %
<u>100-611-3010</u> Office Supplies	1,000.00	0.00	159.27	20.00	820.73	82.07 %
<u>100-611-3110</u> Uniforms & Accessories	13,000.00	1,102.08	7,222.65	350.00	5,427.35	41.75 %
<u>100-611-3200</u> Gasoline	60,000.00	-3,387.29	23,803.89	0.00	36,196.11	60.33 %
<u>100-611-3210</u> Diesel	135,000.00	0.00	62,167.36	0.00	72,832.64	53.95 %
<u>100-611-3220</u> Oil, Grease & Lubricants	20,000.00	0.00	9,892.55	1,600.00	8,507.45	42.54 %
<u>100-611-3230</u> Batteries	7,500.00	0.00	2,606.86	926.64	3,966.50	52.89 %
<u>100-611-3240</u> Tires & Tubes	40,000.00	2,643.74	12,833.05	389.00	26,777.95	66.94 %
<u>100-611-3300</u> Culverts	30,600.00	2,172.30	15,797.90	1,250.00	13,552.10	44.29 %
<u>100-611-3330</u> Sand & Gravel	60,000.00	22,521.50	33,704.03	0.00	26,295.97	43.83 %
<u>100-611-3340</u> Road Oil	500,200.00	-200.00	41,398.60	0.00	458,801.40	91.72 %
<u>100-611-3350</u> Plant Mix Asphalt	150,000.00	36,274.90	70,942.68	24,700.00	54,357.32	36.24 %
<u>100-611-3360</u> Signs & Safety	10,000.00	8.91	5,011.91	2,790.50	2,197.59	21.98 %

Auditor's Budget Report

For Fiscal: 2018-2019 Period Ending: 03/31/2019

	Current Total Budget	Period Activity	Fiscal Activity	Encumbrances	Variance Favorable (Unfavorable)	Percent Remaining
<u>100-611-3380</u> Miscellaneous Expenses	6,500.00	194.50	3,989.75	0.00	2,510.25	38.62 %
<u>100-611-3390</u> Handtools	10,000.00	125.28	7,523.33	1,450.00	1,026.67	10.27 %
<u>100-611-3420</u> Vehicle Repair & Maintenance	65,000.00	1,369.13	24,045.04	1,404.00	39,550.96	60.85 %
<u>100-611-3430</u> Equipment Repair & Maintenance	90,000.00	1,724.60	31,152.60	7,008.42	51,838.98	57.60 %
<u>100-611-4495</u> Contracted Services	70,000.00	0.00	0.00	0.00	70,000.00	100.00 %
<u>100-611-4520</u> Local Travel Reimbursement	500.00	28.70	100.86	0.00	399.14	79.83 %
<u>100-611-4700</u> Equipment Lease	111,000.00	0.00	111,000.00	0.00	0.00	0.00 %
<u>100-611-5100</u> Facilities Improvement	10,000.00	160.24	2,677.01	249.95	7,073.04	70.73 %
<u>100-611-5600</u> Road Equipment	75,000.00	0.00	20,300.00	0.00	54,700.00	72.93 %
Department: 611 - Road & Bridge Total:	2,739,763.19	161,725.29	1,068,868.38	42,138.51	1,628,756.30	59.45 %
Department: 625 - Right of Way						
<u>100-625-5050</u> Right of Way Acquisition	27,000.00	0.00	26,221.30	0.00	778.70	2.88 %
Department: 625 - Right of Way Total:	27,000.00	0.00	26,221.30	0.00	778.70	2.88 %
Department: 633 - Allocations to Organizations						
<u>100-633-4630</u> Gladewater Library	1,000.00	0.00	1,000.00	0.00	0.00	0.00 %
<u>100-633-4633</u> Meals on Wheels	2,100.00	0.00	0.00	0.00	2,100.00	100.00 %
<u>100-633-4634</u> Sabine Valley MHMR	15,000.00	15,000.00	15,000.00	0.00	0.00	0.00 %
<u>100-633-4638</u> East Texas Council on Alcoholism & Drug	1,000.00	0.00	1,000.00	0.00	0.00	0.00 %
<u>100-633-4639</u> Northeast Texas Regional Mobility Author	2,000.00	0.00	0.00	0.00	2,000.00	100.00 %
<u>100-633-4642</u> County Historical Commission	2,000.00	0.00	0.00	0.00	2,000.00	100.00 %
Department: 633 - Allocations to Organizations T	23,100.00	15,000.00	17,000.00	0.00	6,100.00	26.41 %
Department: 642 - Indigent Health						
<u>100-642-3010</u> Office Supplies	200.00	0.00	15.00	0.00	185.00	92.50 %
<u>100-642-4502</u> Educational Expense	1,500.00	0.00	0.00	0.00	1,500.00	100.00 %
<u>100-642-4801</u> Physician, Non	35,000.00	703.14	28,611.93	0.00	6,388.07	18.25 %
<u>100-642-4802</u> Prescription Drugs	20,000.00	1,357.26	8,911.35	0.00	11,088.65	55.44 %
<u>100-642-4803</u> Hospital Charges	80,000.00	834.12	46,204.28	0.00	33,795.72	42.24 %
Department: 642 - Indigent Health Total:	136,700.00	2,894.52	83,742.56	0.00	52,957.44	38.74 %
Department: 650 - County Library						
<u>100-650-1100</u> Salary Appointed Official	37,364.00	3,113.66	18,681.96	0.00	18,682.04	50.00 %
<u>100-650-1200</u> Salary Regular Employee	70,647.00	5,887.20	35,323.20	0.00	35,323.80	50.00 %
<u>100-650-1400</u> Longevity	1,296.00	104.00	608.00	0.00	688.00	53.09 %
<u>100-650-1960</u> Leave Time / Excess Comp Paid	1.00	0.00	0.00	0.00	1.00	100.00 %
<u>100-650-2200</u> FICA Taxes	8,361.00	696.06	4,175.14	0.00	4,185.86	50.06 %
<u>100-650-2300</u> Retirement Match	6,821.00	557.20	3,473.26	0.00	3,347.74	49.08 %
<u>100-650-3010</u> Office Supplies	5,940.00	60.13	3,895.60	1,030.58	1,013.82	17.07 %
<u>100-650-3097</u> Subscriptions	2,200.00	0.00	2,114.48	0.00	85.52	3.89 %
<u>100-650-3380</u> Miscellaneous Expenses	1,751.95	0.00	1,751.95	0.00	0.00	0.00 %
<u>100-650-4495</u> Contracted Services	3,600.00	49.99	3,275.20	249.95	74.85	2.08 %
<u>100-650-4502</u> Educational Expense	3,100.00	482.79	2,485.62	0.00	614.38	19.82 %
<u>100-650-4600</u> Assoc & Organization Dues	385.00	380.00	380.00	0.00	5.00	1.30 %
<u>100-650-5475</u> Library Materials	35,448.05	1,598.13	31,096.22	126.19	4,225.64	11.92 %
<u>100-650-5700</u> Replacement of Lost or Damaged Books	400.00	0.00	127.14	0.00	272.86	68.22 %
Department: 650 - County Library Total:	177,315.00	12,929.16	107,387.77	1,406.72	68,520.51	38.64 %
Department: 665 - Extension Service						
<u>100-665-1200</u> Salary Regular Employee	16,975.00	1,414.56	7,780.08	0.00	9,194.92	54.17 %
<u>100-665-1960</u> Leave Time / Excess Comp Paid	1.00	0.00	0.00	0.00	1.00	100.00 %
<u>100-665-2200</u> FICA Taxes	1,299.00	108.24	595.31	0.00	703.69	54.17 %
<u>100-665-3010</u> Office Supplies	600.00	0.00	124.08	34.18	441.74	73.62 %
<u>100-665-4502</u> Education & Travel	10,000.00	521.95	6,564.87	0.00	3,435.13	34.35 %
<u>100-665-4600</u> Assoc & Organization Dues	450.00	0.00	450.00	0.00	0.00	0.00 %
Department: 665 - Extension Service Total:	29,325.00	2,044.75	15,514.34	34.18	13,776.48	46.98 %

Auditor's Budget Report

For Fiscal: 2018-2019 Period Ending: 03/31/2019

	Current Total Budget	Period Activity	Fiscal Activity	Encumbrances	Variance Favorable (Unfavorable)	Percent Remaining
Department: 685 - Waste Disposal						
100-685-4495 Contracted Services - Free Dump Days	11,000.00	0.00	1,735.00	0.00	9,265.00	84.23 %
Department: 685 - Waste Disposal Total:	11,000.00	0.00	1,735.00	0.00	9,265.00	84.23 %
Expense Total:	12,751,313.00	908,514.00	5,922,568.39	95,874.03	6,732,870.58	52.80 %
Fund: 100 - GENERAL FUND Surplus (Deficit):	-3,800.00	-399,108.07	4,922,796.55	-95,874.03	4,830,722.52	127,124.28 %

Auditor's Budget Report

For Fiscal: 2018-2019 Period Ending: 03/31/2019

	Current Total Budget	Period Activity	Fiscal Activity	Encumbrances	Variance Favorable (Unfavorable)	Percent Remaining
Fund: 101 - INSURANCE CLAIMS						
Revenue						
RevCategory: 30 - Property Taxes						
<u>101-300-3000</u> Current Taxes	2,685,860.00	358,815.95	2,438,535.09	0.00	-247,324.91	9.21 %
<u>101-300-3010</u> Penalties & Interest	48,000.00	7,981.54	19,836.75	0.00	-28,163.25	58.67 %
RevCategory: 30 - Property Taxes Total:	2,733,860.00	366,797.49	2,458,371.84	0.00	-275,488.16	10.08 %
RevCategory: 37 - Interest						
<u>101-370-3701</u> Interest	1,100.00	490.14	1,442.75	0.00	342.75	131.16 %
<u>101-370-3702</u> Interest on Insurance Clearing acct	0.00	34.49	171.99	0.00	171.99	0.00 %
RevCategory: 37 - Interest Total:	1,100.00	524.63	1,614.74	0.00	514.74	46.79 %
RevCategory: 38 - Miscellaneous Revenues						
<u>101-380-3815</u> Emp Insurance Dependent Contributions	180,000.00	15,627.12	92,564.84	0.00	-87,435.16	48.58 %
<u>101-380-3820</u> Miscellaneous Revenue/Prior Year Refund	0.00	0.00	350.28	0.00	350.28	0.00 %
RevCategory: 38 - Miscellaneous Revenues Total:	180,000.00	15,627.12	92,915.12	0.00	-87,084.88	48.38 %
Revenue Total:	2,914,960.00	382,949.24	2,552,901.70	0.00	-362,058.30	12.42 %
Expense						
Department: 409 - Non-Departmental						
<u>101-409-2900</u> Insurance Claims	1,869,960.00	216,304.13	724,145.68	0.00	1,145,814.32	61.27 %
<u>101-409-2910</u> Prescriptions	500,000.00	57,239.08	244,238.07	0.00	255,761.93	51.15 %
<u>101-409-2930</u> Insurance Premiums	500,000.00	49,270.34	293,347.48	0.00	206,652.52	41.33 %
<u>101-409-2940</u> Health Insurance Broker Expense	45,000.00	0.00	0.00	0.00	45,000.00	100.00 %
Department: 409 - Non-Departmental Total:	2,914,960.00	322,813.55	1,261,731.23	0.00	1,653,228.77	56.72 %
Department: 790 - Transfers						
<u>101-790-9013</u> INSURANCE CLAIMS - TRANSFERS FAMILY	0.00	0.00	1,021.99	0.00	-1,021.99	0.00 %
Department: 790 - Transfers Total:	0.00	0.00	1,021.99	0.00	-1,021.99	0.00 %
Expense Total:	2,914,960.00	322,813.55	1,262,753.22	0.00	1,652,206.78	56.69 %
Fund: 101 - INSURANCE CLAIMS Surplus (Deficit):	0.00	60,135.69	1,290,148.48	0.00	1,290,148.48	0.00 %
Report Surplus (Deficit):	-3,800.00	-338,972.38	6,212,945.03	-95,874.03	6,120,871.00	161,075.55 %

Auditor's Budget Report

For Fiscal: 2018-2019 Period Ending: 03/31/2019

RevCategory;Department	Current Total Budget	Period Activity	Fiscal Activity	Encumbrances	Variance Favorable (Unfavorable)	Percent Remaining
Fund: 100 - GENERAL FUND						
Revenue						
30 - Property Taxes	8,964,160.00	70,602.62	8,458,390.64	0.00	-505,769.36	5.64 %
31 - DMV Fees	967,000.00	134,219.91	567,747.10	0.00	-399,252.90	41.29 %
32 - Other Taxes, Licenses & Permits	1,024,000.00	91,623.56	609,045.29	0.00	-414,954.71	40.52 %
33 - State & Federal Funding	219,725.00	1,261.08	133,025.19	0.00	-86,699.81	39.46 %
34 - Reimbursements	599,728.00	53,920.85	462,695.72	0.00	-137,032.28	22.85 %
35 - Fees & Fines	931,600.00	116,750.11	531,857.32	0.00	-399,742.68	42.91 %
37 - Interest	20,000.00	9,193.27	37,686.63	0.00	17,686.63	-88.43 %
38 - Miscellaneous Revenues	21,300.00	31,834.53	44,917.05	0.00	23,617.05	-110.88 %
Revenue Surplus (Deficit):	12,747,513.00	509,405.93	10,845,364.94	0.00	-1,902,148.06	14.92 %
Expense						
401 - Commissioner's Court	272,655.00	22,443.53	140,787.38	0.00	131,867.62	48.36 %
403 - County Clerk	186,397.00	14,703.25	94,668.42	119.56	91,609.02	49.15 %
406 - Emergency Management	23,001.00	1,706.56	10,260.96	0.00	12,740.04	55.39 %
409 - Non-Departmental	832,587.04	39,841.27	343,308.46	4,673.19	484,605.39	58.20 %
410 - Tele Communications	83,800.00	1,530.40	37,003.21	0.00	46,796.79	55.84 %
411 - Computer	360,100.00	5,187.60	81,088.48	1,690.27	277,321.25	77.01 %
426 - County Court	105,186.24	9,805.43	51,223.11	0.00	53,963.13	51.30 %
435 - 115th District Court	587,989.27	56,332.12	325,421.39	184.61	262,383.27	44.62 %
450 - District Clerk	221,389.90	17,328.00	108,715.48	580.00	112,094.42	50.63 %
451 - Justice of the Peace #1	91,698.00	7,182.04	45,852.85	0.00	45,845.15	50.00 %
452 - Justice of the Peace #2	75,876.73	6,003.01	38,469.51	124.00	37,283.22	49.14 %
453 - Justice of the Peace #3	74,605.00	5,938.92	37,069.83	332.83	37,202.34	49.87 %
454 - Justice of the Peace #4	74,426.92	6,342.47	36,926.58	150.00	37,350.34	50.18 %
476 - District Attorney	526,839.00	41,541.42	247,120.64	277.98	279,440.38	53.04 %
490 - Elections	193,783.85	6,311.20	130,655.56	340.00	62,788.29	32.40 %
495 - County Auditor	146,272.00	12,678.54	71,811.95	707.00	73,753.05	50.42 %
497 - County Treasurer	159,510.62	14,377.72	79,875.94	0.00	79,634.68	49.92 %
499 - Tax Assessor	456,777.95	37,513.66	229,501.09	1,591.12	225,685.74	49.41 %
505 - Appraisal District	238,000.00	0.00	123,950.58	0.00	114,049.42	47.92 %
510 - County Buildings	476,112.00	36,012.56	214,213.87	17,647.25	244,250.88	51.30 %
551 - Constable #1	35,548.00	2,868.78	16,499.85	0.00	19,048.15	53.58 %
552 - Constable #2	34,298.00	2,582.44	15,680.30	0.00	18,617.70	54.28 %
553 - Constable #3	34,398.00	3,079.81	15,775.49	195.00	18,427.51	53.57 %
554 - Constable #4	34,848.00	2,608.77	15,796.35	0.00	19,051.65	54.67 %
560 - County Sheriff	2,074,811.73	168,592.45	971,619.16	7,390.67	1,095,801.90	52.81 %
565 - County Jail	2,108,668.56	187,967.31	1,047,474.67	16,291.14	1,044,902.75	49.55 %
570 - Adult Probation	2,600.00	211.16	1,267.39	0.00	1,332.61	51.25 %
574 - Juvenile Probation Board	15,068.00	1,250.58	7,519.14	0.00	7,548.86	50.10 %
575 - Juvenile Probation	49,000.00	0.00	49,000.00	0.00	0.00	0.00 %
580 - DPS	30,862.00	1,979.28	13,541.40	0.00	17,320.60	56.12 %
611 - Road & Bridge	2,739,763.19	161,725.29	1,068,868.38	42,138.51	1,628,756.30	59.45 %
625 - Right of Way	27,000.00	0.00	26,221.30	0.00	778.70	2.88 %
633 - Allocations to Organizations	23,100.00	15,000.00	17,000.00	0.00	6,100.00	26.41 %
642 - Indigent Health	136,700.00	2,894.52	83,742.56	0.00	52,957.44	38.74 %
650 - County Library	177,315.00	12,929.16	107,387.77	1,406.72	68,520.51	38.64 %
665 - Extension Service	29,325.00	2,044.75	15,514.34	34.18	13,776.48	46.98 %
685 - Waste Disposal	11,000.00	0.00	1,735.00	0.00	9,265.00	84.23 %
Expense Total:	12,751,313.00	908,514.00	5,922,568.39	95,874.03	6,732,870.58	52.80 %
Fund: 100 - GENERAL FUND Surplus (Deficit):	-3,800.00	-399,108.07	4,922,796.55	-95,874.03	4,830,722.52	17,124.28 %


Auditor's Budget Report

For Fiscal: 2018-2019 Period Ending: 03/31/2019

RevCategory;Department	Current Total Budget	Period Activity	Fiscal Activity	Encumbrances	Variance Favorable (Unfavorable)	Percent Remaining
Fund: 101 - INSURANCE CLAIMS						
Revenue						
30 - Property Taxes	2,733,860.00	366,797.49	2,458,371.84	0.00	-275,488.16	10.08 %
37 - Interest	1,100.00	524.63	1,614.74	0.00	514.74	-46.79 %
38 - Miscellaneous Revenues	180,000.00	15,627.12	92,915.12	0.00	-87,084.88	48.38 %
Revenue Surplus (Deficit):	2,914,960.00	382,949.24	2,552,901.70	0.00	-362,058.30	12.42 %
Expense						
409 - Non-Departmental	2,914,960.00	322,813.55	1,261,731.23	0.00	1,653,228.77	56.72 %
790 - Transfers	0.00	0.00	1,021.99	0.00	-1,021.99	0.00 %
Expense Total:	2,914,960.00	322,813.55	1,262,753.22	0.00	1,652,206.78	56.68 %
Fund: 101 - INSURANCE CLAIMS Surplus (Deficit):	0.00	60,135.69	1,290,148.48	0.00	1,290,148.48	0.00 %
Report Surplus (Deficit):	-3,800.00	-338,972.38	6,212,945.03	-95,874.03	6,120,871.00	1,075.55 %

Fund Summary

Fund	Current Total Budget	Period Activity	Fiscal Activity	Encumbrances	Variance Favorable (Unfavorable)
100 - GENERAL FUND	-3,800.00	-399,108.07	4,922,796.55	-95,874.03	4,830,722.52
101 - INSURANCE CLAIMS	0.00	60,135.69	1,290,148.48	0.00	1,290,148.48
Report Surplus (Deficit):	-3,800.00	-338,972.38	6,212,945.03	-95,874.03	6,120,871.00



Upshur County

Auditor's Budget Report Account Summary

For Fiscal: 2018-2019 Period Ending: 03/31/2019

	Current Total Budget	Period Activity	Fiscal Activity	Encumbrances	Variance Favorable (Unfavorable)	Percent Remaining
Fund: 102 - SALARY						
Revenue						
<u>102-370-3700</u> Interest on Payroll Clearing acct	100.00	17.41	97.50	0.00	-2.50	2.50 %
Revenue Total:	100.00	17.41	97.50	0.00	-2.50	2.50 %
Fund: 102 - SALARY Total:	100.00	17.41	97.50	0.00	-2.50	2.50 %
Fund: 103 - IRC 125						
Revenue						
<u>103-370-3700</u> Interest on IRC 125 acct	20.00	4.65	26.64	0.00	6.64	133.20 %
Revenue Total:	20.00	4.65	26.64	0.00	6.64	33.20 %
Fund: 103 - IRC 125 Total:	20.00	4.65	26.64	0.00	6.64	33.20 %
Fund: 104 - CETRZ FUND						
Expense						
<u>104-611-3340</u> Road Materials for CETRZ	12,140.92	0.00	0.00	0.00	12,140.92	100.00 %
Expense Total:	12,140.92	0.00	0.00	0.00	12,140.92	100.00 %
Fund: 104 - CETRZ FUND Total:	12,140.92	0.00	0.00	0.00	12,140.92	100.00 %
Fund: 200 - COURTHOUSE SECURITY						
Revenue						
<u>200-350-3536</u> Courthouse Security	18,000.00	2,063.52	10,772.61	0.00	-7,227.39	40.15 %
<u>200-370-3700</u> Interest	100.00	49.99	261.30	0.00	161.30	261.30 %
Revenue Total:	18,100.00	2,113.51	11,033.91	0.00	-7,066.09	39.04 %
Expense						
<u>200-409-1200</u> Salary Regular Employee	12,313.00	1,026.08	6,156.48	0.00	6,156.52	50.00 %
<u>200-409-2200</u> FICA Taxes	942.00	73.96	443.76	0.00	498.24	52.89 %
<u>200-409-2300</u> Retirement Match	769.00	62.80	391.56	0.00	377.44	49.08 %
<u>200-409-4502</u> Educational Expense	1,100.00	0.00	0.00	0.00	1,100.00	100.00 %
<u>200-409-5100</u> Facilities Improvement	10,000.00	0.00	0.00	0.00	10,000.00	100.00 %
<u>200-409-5400</u> Office Machines & Equipment	1,000.00	0.00	0.00	0.00	1,000.00	100.00 %
Expense Total:	26,124.00	1,162.84	6,991.80	0.00	19,132.20	73.24 %
Fund: 200 - COURTHOUSE SECURITY Surplus (Defi	-8,024.00	950.67	4,042.11	0.00	12,066.11	150.38 %
Fund: 201 - UPSHUR CO. RECORDS MGMT & PRESERVATION						
Revenue						
<u>201-350-3535</u> Upshur County Records	10,000.00	1,171.12	6,183.54	0.00	-3,816.46	38.16 %
Revenue Total:	10,000.00	1,171.12	6,183.54	0.00	-3,816.46	38.16 %
Expense						
<u>201-409-3010</u> Office Supplies	3,000.00	1,901.00	1,901.00	0.00	1,099.00	36.63 %
<u>201-409-5400</u> Office Machines & Equipment	15,000.00	0.00	0.00	0.00	15,000.00	100.00 %
<u>201-409-5450</u> Furniture & Fixtures	5,000.00	0.00	0.00	0.00	5,000.00	100.00 %
<u>201-450-4446</u> Book Restoration	2,000.00	0.00	0.00	0.00	2,000.00	100.00 %
Expense Total:	25,000.00	1,901.00	1,901.00	0.00	23,099.00	92.40 %
Fund: 201 - UPSHUR CO. RECORDS MGMT & PRES	-15,000.00	-729.88	4,282.54	0.00	19,282.54	128.55 %
Fund: 202 - LAW LIBRARY						
Revenue						
<u>202-380-3891</u> Law Library	24,000.00	3,080.00	14,263.00	0.00	-9,737.00	40.57 %
Revenue Total:	24,000.00	3,080.00	14,263.00	0.00	-9,737.00	40.57 %

Auditor's Budget Report

For Fiscal: 2018-2019 Period Ending: 03/31/2019

	Current Total Budget	Period Activity	Fiscal Activity	Encumbrances	Variance Favorable (Unfavorable)	Percent Remaining
Expense						
<u>202-480-3095</u> Books & Publications	22,000.00	1,891.94	9,189.43	0.00	12,810.57	58.23 %
Expense Total:	22,000.00	1,891.94	9,189.43	0.00	12,810.57	58.23 %
Fund: 202 - LAW LIBRARY Surplus (Deficit):	2,000.00	1,188.06	5,073.57	0.00	3,073.57	-153.68 %
Fund: 203 - CHILD PROTECTION FEE						
Revenue						
<u>203-350-3543</u> Family Protection Fee	2,800.00	510.00	1,680.00	0.00	-1,120.00	40.00 %
Revenue Total:	2,800.00	510.00	1,680.00	0.00	-1,120.00	40.00 %
Expense						
<u>203-409-4631</u> Northeast Texas Child Advocacy Center	2,500.00	0.00	0.00	0.00	2,500.00	100.00 %
Expense Total:	2,500.00	0.00	0.00	0.00	2,500.00	100.00 %
Fund: 203 - CHILD PROTECTION FEE Surplus (Deficit):	300.00	510.00	1,680.00	0.00	1,380.00	-460.00 %
Fund: 220 - COUNTY & DISTRICT COURT RECORD PRESERVATION						
Revenue						
<u>220-350-3537</u> District Court 51.708 Record	5,000.00	690.00	2,860.00	0.00	-2,140.00	42.80 %
<u>220-350-3538</u> County Court 51.708 Record	2,300.00	190.00	1,230.00	0.00	-1,070.00	46.52 %
Revenue Total:	7,300.00	880.00	4,090.00	0.00	-3,210.00	43.97 %
Expense						
<u>220-403-4447</u> Record Preservation	2,000.00	0.00	0.00	0.00	2,000.00	100.00 %
<u>220-450-4447</u> Record Preservation	6,000.00	0.00	0.00	0.00	6,000.00	100.00 %
Expense Total:	8,000.00	0.00	0.00	0.00	8,000.00	100.00 %
Fund: 220 - COUNTY & DISTRICT COURT RECORD	-700.00	880.00	4,090.00	0.00	4,790.00	684.29 %
Fund: 221 - COUNTY & DISTRICT COURT TECHNOLOGY FUND						
Revenue						
<u>221-350-3539</u> District Court	300.00	22.31	195.48	0.00	-104.52	34.84 %
<u>221-350-3540</u> County Court	650.00	64.11	373.48	0.00	-276.52	42.54 %
Revenue Total:	950.00	86.42	568.96	0.00	-381.04	40.11 %
Expense						
<u>221-403-5200</u> Computer Equipment	2,000.00	0.00	0.00	0.00	2,000.00	100.00 %
<u>221-450-5200</u> Computer Equipment	2,000.00	0.00	0.00	0.00	2,000.00	100.00 %
Expense Total:	4,000.00	0.00	0.00	0.00	4,000.00	100.00 %
Fund: 221 - COUNTY & DISTRICT COURT TECHNOL	-3,050.00	86.42	568.96	0.00	3,618.96	118.65 %
Fund: 222 - DISTRICT CLERK RECORDS MANAGEMENT FUND						
Revenue						
<u>222-350-3533</u> District Clerk Records Management Fund-	3,900.00	603.94	2,429.68	0.00	-1,470.32	37.70 %
Revenue Total:	3,900.00	603.94	2,429.68	0.00	-1,470.32	37.70 %
Expense						
<u>222-450-1900</u> Salary Supplements	2,400.00	200.00	1,200.00	0.00	1,200.00	50.00 %
<u>222-450-2200</u> FICA Taxes	184.00	14.12	84.80	0.00	99.20	53.91 %
<u>222-450-2300</u> Retirement Match	150.00	12.24	76.33	0.00	73.67	49.11 %
<u>222-450-4446</u> Book Restoration	4,800.00	0.00	0.00	0.00	4,800.00	100.00 %
Expense Total:	7,534.00	226.36	1,361.13	0.00	6,172.87	81.93 %
Fund: 222 - DISTRICT CLERK RECORDS MANAGEM	-3,634.00	377.58	1,068.55	0.00	4,702.55	129.40 %
Fund: 223 - DISTRICT CLERK'S RECORD ARCHIVE						
Revenue						
<u>223-350-3547</u> District Clerk's Record Archive - Other Fee	6,500.00	940.00	4,010.00	0.00	-2,490.00	38.31 %
<u>223-370-3700</u> Interest	60.00	39.64	205.36	0.00	145.36	342.27 %
Revenue Total:	6,560.00	979.64	4,215.36	0.00	-2,344.64	35.74 %
Expense						
<u>223-450-4445</u> Records Indexing	5,000.00	0.00	0.00	0.00	5,000.00	100.00 %
Expense Total:	5,000.00	0.00	0.00	0.00	5,000.00	100.00 %
Fund: 223 - DISTRICT CLERK'S RECORD ARCHIVE S	1,560.00	979.64	4,215.36	0.00	2,655.36	-170.22 %

Auditor's Budget Report

For Fiscal: 2018-2019 Period Ending: 03/31/2019

	Current Total Budget	Period Activity	Fiscal Activity	Encumbrances	Variance Favorable (Unfavorable)	Percent Remaining
Fund: 224 - COUNTY CLERK RECORDS MANAGEMENT FEE						
Revenue						
<u>224-350-3534</u> Records Management Fee	85,000.00	8,000.07	45,763.38	0.00	-39,236.62	46.16 %
Revenue Total:	85,000.00	8,000.07	45,763.38	0.00	-39,236.62	46.16 %
Expense						
<u>224-403-1200</u> Salary Regular Employee	22,320.00	1,860.00	11,160.00	0.00	11,160.00	50.00 %
<u>224-403-2200</u> FICA Taxes	1,707.00	133.70	802.13	0.00	904.87	53.01 %
<u>224-403-2300</u> Retirement Match	1,393.00	113.84	709.79	0.00	683.21	49.05 %
<u>224-403-5250</u> Computer Software	100,000.00	6,500.00	6,500.00	0.00	93,500.00	93.50 %
Expense Total:	125,420.00	8,607.54	19,171.92	0.00	106,248.08	84.71 %
Fund: 224 - COUNTY CLERK RECORDS MANAGEM	-40,420.00	-607.47	26,591.46	0.00	67,011.46	165.79 %
Fund: 225 - COUNTY CLERK RECORDS ARCHIVE FEE						
Revenue						
<u>225-350-3550</u> Records Archive Fee	85,000.00	7,940.00	45,430.00	0.00	-39,570.00	46.55 %
Revenue Total:	85,000.00	7,940.00	45,430.00	0.00	-39,570.00	46.55 %
Expense						
<u>225-403-1200</u> Salary Regular Employee	10,800.00	900.00	5,400.00	0.00	5,400.00	50.00 %
<u>225-403-2200</u> FICA Taxes	918.00	64.76	388.56	0.00	529.44	57.67 %
<u>225-403-2300</u> Retirement Match	780.00	55.08	343.44	0.00	436.56	55.97 %
<u>225-403-4447</u> Records Preservation	100,000.00	64,327.74	64,627.74	0.00	35,372.26	35.37 %
<u>225-403-6999</u> Film Storage	3,840.00	0.00	0.00	0.00	3,840.00	100.00 %
Expense Total:	116,338.00	65,347.58	70,759.74	0.00	45,578.26	39.18 %
Fund: 225 - COUNTY CLERK RECORDS ARCHIVE FE	-31,338.00	-57,407.58	-25,329.74	0.00	6,008.26	19.17 %
Fund: 226 - ELECTION REFUND ACCOUNT						
Revenue						
<u>226-380-3807</u> Contracted Elections	2,300.00	0.00	5,723.53	0.00	3,423.53	248.85 %
Revenue Total:	2,300.00	0.00	5,723.53	0.00	3,423.53	148.85 %
Expense						
<u>226-490-3040</u> Election Materials	800.00	0.00	0.00	0.00	800.00	100.00 %
<u>226-490-3041</u> LAT Notice Publications	1,000.00	0.00	0.00	100.00	900.00	90.00 %
<u>226-490-3042</u> Spanish Audio Recordings	1,000.00	45.00	45.00	0.00	955.00	95.50 %
<u>226-490-3043</u> Voting Kits	1,000.00	0.00	0.00	0.00	1,000.00	100.00 %
<u>226-490-3044</u> Sample Ballot Paper	1,000.00	0.00	0.00	0.00	1,000.00	100.00 %
<u>226-490-3380</u> Miscellaneous Expenses	5,200.00	0.00	5,050.00	0.00	150.00	2.88 %
Expense Total:	10,000.00	45.00	5,095.00	100.00	4,805.00	48.05 %
Fund: 226 - ELECTION REFUND ACCOUNT Surplus	-7,700.00	-45.00	628.53	-100.00	8,228.53	106.86 %
Fund: 227 - JP COURT TECHNOLOGY FUND						
Revenue						
<u>227-350-3545</u> Jp Court Technology Fund	7,000.00	857.48	4,408.17	0.00	-2,591.83	37.03 %
Revenue Total:	7,000.00	857.48	4,408.17	0.00	-2,591.83	37.03 %
Expense						
<u>227-409-4495</u> Contracted Services	5,000.00	340.00	2,054.00	0.00	2,946.00	58.92 %
<u>227-409-4502</u> Educational Expense	2,000.00	0.00	0.00	0.00	2,000.00	100.00 %
<u>227-409-5200</u> Computer Equipment	10,000.00	1,062.14	2,994.77	0.00	7,005.23	70.05 %
<u>227-409-5400</u> Office Machines & Equipment	10,000.00	0.00	0.00	0.00	10,000.00	100.00 %
Expense Total:	27,000.00	1,402.14	5,048.77	0.00	21,951.23	81.30 %
Fund: 227 - JP COURT TECHNOLOGY FUND Surplu	-20,000.00	-544.66	-640.60	0.00	19,359.40	96.80 %
Fund: 228 - CHSJP-JP COURTHOUSE SECURITY						
Revenue						
<u>228-350-3548</u> Chsjp-Jp Courthouse Security	1,900.00	199.56	1,058.99	0.00	-841.01	44.26 %
Revenue Total:	1,900.00	199.56	1,058.99	0.00	-841.01	44.26 %
Expense						
<u>228-451-4495</u> Contracted Services	1,000.00	49.99	349.93	249.95	400.12	40.01 %

Auditor's Budget Report

For Fiscal: 2018-2019 Period Ending: 03/31/2019

	Current Total Budget	Period Activity	Fiscal Activity	Encumbrances	Variance Favorable (Unfavorable)	Percent Remaining
<u>228-453-4495</u> Contracted Services	1,700.00	0.00	237.84	0.00	1,462.16	86.01 %
Expense Total:	2,700.00	49.99	587.77	249.95	1,862.28	68.97 %
Fund: 228 - CHSJP-JP COURTHOUSE SECURITY Sur	-800.00	149.57	471.22	-249.95	1,021.27	127.66 %
Fund: 229 - JUDICIAL EDUCATION						
Revenue						
<u>229-350-3542</u> Judicial Education Fund	700.00	70.00	295.00	0.00	-405.00	57.86 %
Revenue Total:	700.00	70.00	295.00	0.00	-405.00	57.86 %
Expense						
<u>229-426-4502</u> Educational Expense	3,000.00	0.00	0.00	0.00	3,000.00	100.00 %
Expense Total:	3,000.00	0.00	0.00	0.00	3,000.00	100.00 %
Fund: 229 - JUDICIAL EDUCATION Surplus (Deficit)	-2,300.00	70.00	295.00	0.00	2,595.00	112.83 %
Fund: 230 - COURT-INITIATED GUARDIANSHIP						
Revenue						
<u>230-350-3551</u> Guardianship - Court Costs & Fees	2,600.00	280.00	1,180.00	0.00	-1,420.00	54.62 %
Revenue Total:	2,600.00	280.00	1,180.00	0.00	-1,420.00	54.62 %
Expense						
<u>230-426-4135</u> Court Costs & Services	7,500.00	0.00	0.00	0.00	7,500.00	100.00 %
Expense Total:	7,500.00	0.00	0.00	0.00	7,500.00	100.00 %
Fund: 230 - COURT-INITIATED GUARDIANSHIP Sur	-4,900.00	280.00	1,180.00	0.00	6,080.00	124.08 %
Fund: 240 - TAX OFFICE VIT INTEREST FUND						
Revenue						
<u>240-370-3700</u> Interest	0.00	0.33	1.78	0.00	1.78	0.00 %
<u>240-370-3701</u> Interest from TAC VIT Account	112.00	0.00	0.00	0.00	-112.00	100.00 %
Revenue Total:	112.00	0.33	1.78	0.00	-110.22	98.41 %
Expense						
<u>240-499-1200</u> Salary Regular Employee	360.00	0.00	0.00	0.00	360.00	100.00 %
<u>240-499-2200</u> FICA Taxes	28.00	0.00	0.00	0.00	28.00	100.00 %
<u>240-499-2300</u> Retirement Match	23.00	0.00	0.00	0.00	23.00	100.00 %
Expense Total:	411.00	0.00	0.00	0.00	411.00	100.00 %
Fund: 240 - TAX OFFICE VIT INTEREST FUND Surpl	-299.00	0.33	1.78	0.00	300.78	100.60 %
Fund: 250 - DA FORFEITURE FUND						
Revenue						
<u>250-370-3700</u> Interest	10.00	4.45	23.18	0.00	13.18	231.80 %
<u>250-380-3810</u> Forfeitures CCP 59	0.00	0.00	626.27	0.00	626.27	0.00 %
Revenue Total:	10.00	4.45	649.45	0.00	639.45	6,394.50 %
Expense						
<u>250-476-3380</u> Miscellaneous Expenses	3,500.00	0.00	100.00	0.00	3,400.00	97.14 %
Expense Total:	3,500.00	0.00	100.00	0.00	3,400.00	97.14 %
Fund: 250 - DA FORFEITURE FUND Surplus (Deficit)	-3,490.00	4.45	549.45	0.00	4,039.45	115.74 %
Fund: 251 - PRETRIAL INTERVENTION PROGRAM						
Revenue						
<u>251-350-3552</u> Pretrial Intervention Program - Revenue	11,000.00	1,000.00	5,000.00	0.00	-6,000.00	54.55 %
Revenue Total:	11,000.00	1,000.00	5,000.00	0.00	-6,000.00	54.55 %
Expense						
<u>251-476-1200</u> Salary Regular Employee	10,001.00	833.36	5,000.16	0.00	5,000.84	50.00 %
<u>251-476-2200</u> FICA Taxes	766.00	63.66	381.96	0.00	384.04	50.14 %
<u>251-476-2300</u> Retirement Match	651.00	51.00	318.00	0.00	333.00	51.15 %
<u>251-476-3105</u> Investigative Expenses	2,500.00	0.00	0.00	0.00	2,500.00	100.00 %
Expense Total:	13,918.00	948.02	5,700.12	0.00	8,217.88	59.04 %
Fund: 251 - PRETRIAL INTERVENTION PROGRAM	-2,918.00	51.98	-700.12	0.00	2,217.88	76.01 %

Auditor's Budget Report

For Fiscal: 2018-2019 Period Ending: 03/31/2019

	Current Total Budget	Period Activity	Fiscal Activity	Encumbrances	Variance Favorable (Unfavorable)	Percent Remaining
Fund: 252 - DISTRICT ATTORNEY LEOSE FUND						
Revenue						
<u>252-330-3321</u> DA LEOSE Funding	0.00	0.00	681.52	0.00	681.52	0.00 %
Revenue Total:	0.00	0.00	681.52	0.00	681.52	0.00 %
Expense						
<u>252-476-4502</u> Educational Expense	130.00	0.00	130.00	0.00	0.00	0.00 %
Expense Total:	130.00	0.00	130.00	0.00	0.00	0.00 %
Fund: 252 - DISTRICT ATTORNEY LEOSE FUND Sur	-130.00	0.00	551.52	0.00	681.52	524.25 %
Fund: 255 - DA ART 102.007 FEES						
Expense						
<u>255-476-4495</u> Contracted Services	187.00	0.00	0.00	0.00	187.00	100.00 %
Expense Total:	187.00	0.00	0.00	0.00	187.00	100.00 %
Fund: 255 - DA ART 102.007 FEES Total:	187.00	0.00	0.00	0.00	187.00	100.00 %
Fund: 270 - STATE FORFEITURE FUND (CCP 59)						
Revenue						
<u>270-370-3700</u> Interest	20.00	21.99	33.19	0.00	13.19	165.95 %
<u>270-380-3810</u> Forfeitures	0.00	711.07	19,556.67	0.00	19,556.67	0.00 %
Revenue Total:	20.00	733.06	19,589.86	0.00	19,569.86	97,849.30 %
Expense						
<u>270-560-4495</u> Contracted Services	3,400.00	0.00	0.00	0.00	3,400.00	100.00 %
Expense Total:	3,400.00	0.00	0.00	0.00	3,400.00	100.00 %
Fund: 270 - STATE FORFEITURE FUND (CCP 59) Sur	-3,380.00	733.06	19,589.86	0.00	22,969.86	679.58 %
Fund: 271 - FEDERAL FORFEITURE FUND						
Revenue						
<u>271-370-3700</u> Interest	2,400.00	536.28	2,914.03	0.00	514.03	121.42 %
<u>271-380-3810</u> Forfeitures	0.00	0.00	6,557.46	0.00	6,557.46	0.00 %
Revenue Total:	2,400.00	536.28	9,471.49	0.00	7,071.49	294.65 %
Expense						
<u>271-560-3105</u> Operations & Investigations (a)	7,000.00	0.00	0.00	0.00	7,000.00	100.00 %
<u>271-560-3381</u> Drug & Gang Prevention/Awareness (l)	3,000.00	0.00	0.00	0.00	3,000.00	100.00 %
<u>271-560-3382</u> Awards & Memorials (h)	1,000.00	0.00	0.00	0.00	1,000.00	100.00 %
<u>271-560-4130</u> Matching grants (j)	5,000.00	0.00	0.00	0.00	5,000.00	100.00 %
<u>271-560-4495</u> Contracted Services (f)	3,000.00	0.00	0.00	0.00	3,000.00	100.00 %
<u>271-560-4502</u> Training and Education (b)	10,000.00	0.00	0.00	0.00	10,000.00	100.00 %
<u>271-560-4520</u> Travel and PerDiem (g)	5,000.00	0.00	0.00	0.00	5,000.00	100.00 %
<u>271-560-4650</u> Support of Community Based organizatio	5,000.00	2,000.00	2,000.00	0.00	3,000.00	60.00 %
<u>271-560-5100</u> Facilities Improvement (c)	0.00	0.00	0.00	0.00	0.00	0.00 %
<u>271-560-5200</u> Equipment (d)	400,000.00	0.00	7,746.54	359,447.31	32,806.15	8.20 %
<u>271-560-5350</u> Joint Public Safety Operations (e)	50,000.00	0.00	0.00	0.00	50,000.00	100.00 %
Expense Total:	489,000.00	2,000.00	9,746.54	359,447.31	119,806.15	24.50 %
Fund: 271 - FEDERAL FORFEITURE FUND Surplus (-486,600.00	-1,463.72	-275.05	-359,447.31	126,877.64	26.07 %
Fund: 272 - LAW ENFORCEMENT EDUCATION FUND						
Revenue						
<u>272-330-3321</u> Sheriff LEOSE Funding	0.00	0.00	4,852.74	0.00	4,852.74	0.00 %
Revenue Total:	0.00	0.00	4,852.74	0.00	4,852.74	0.00 %
Expense						
<u>272-560-4502</u> Educational Expense	9,891.00	0.00	172.00	0.00	9,719.00	98.26 %
Expense Total:	9,891.00	0.00	172.00	0.00	9,719.00	98.26 %
Fund: 272 - LAW ENFORCEMENT EDUCATION FUN	-9,891.00	0.00	4,680.74	0.00	14,571.74	147.32 %

Auditor's Budget Report

For Fiscal: 2018-2019 Period Ending: 03/31/2019

	Current	Period	Fiscal	Encumbrances	Variance	Percent
	Total Budget	Activity	Activity		(Unfavorable)	Remaining
Fund: 274 - PROJECT LIFESAVER						
Expense						
274-560-3380 Miscellaneous Expenses	500.00	0.00	0.00	0.00	500.00	100.00 %
Expense Total:	500.00	0.00	0.00	0.00	500.00	100.00 %
Fund: 274 - PROJECT LIFESAVER Total:	500.00	0.00	0.00	0.00	500.00	100.00 %
Fund: 276 - LOCAL LAW ENFORCEMENT GRANTS						
Revenue						
276-330-3330 TAPET grant	500.00	0.00	500.00	0.00	0.00	0.00 %
Revenue Total:	500.00	0.00	500.00	0.00	0.00	0.00 %
Expense						
276-560-5100 TAPET property room grant equipment	500.00	0.00	476.64	0.00	23.36	4.57 %
276-560-5750 Miscellaneous-Walmart grant exp	1,100.00	0.00	0.00	0.00	1,100.00	100.00 %
Expense Total:	1,600.00	0.00	476.64	0.00	1,123.36	70.21 %
Fund: 276 - LOCAL LAW ENFORCEMENT GRANTS S	-1,100.00	0.00	23.36	0.00	1,123.36	102.12 %
Revenue						
Fund: 290 - DID CONSTABLE #2	5.00	3.09	16.71	0.00	11.71	334.20 %
290-370-3700 Interest	5.00	3.09	16.71	0.00	11.71	234.20 %
Revenue Total:	5.00	3.09	16.71	0.00	11.71	234.20 %
Expense						
290-409-3110 Uniforms & Accessories	2,300.00	0.00	0.00	0.00	2,300.00	100.00 %
290-409-4495 Contracted Services	100.00	0.00	0.00	0.00	100.00	100.00 %
290-409-5350 Communication Equipment	300.00	0.00	0.00	0.00	300.00	100.00 %
290-409-5425 Photography & Video Equipment	100.00	0.00	0.00	0.00	100.00	100.00 %
Expense Total:	2,800.00	0.00	0.00	0.00	2,800.00	100.00 %
Fund: 290 - DID CONSTABLE #2 Surplus (Deficit):	-2,795.00	3.09	16.71	0.00	2,811.71	100.60 %
Revenue						
Fund: 291 - LEOSE CONSTABLE #1	0.00	0.00	681.52	0.00	681.52	0.00 %
291-330-3321 Constable 1 LEOSE Funding	0.00	0.00	681.52	0.00	681.52	0.00 %
Revenue Total:	0.00	0.00	681.52	0.00	681.52	0.00 %
Expense						
291-551-4502 Educational Expense	3,200.00	0.00	0.00	0.00	3,200.00	100.00 %
Expense Total:	3,200.00	0.00	0.00	0.00	3,200.00	100.00 %
Fund: 291 - LEOSE CONSTABLE #1 Surplus (Deficit)	-3,200.00	0.00	681.52	0.00	3,881.52	121.30 %
Revenue						
Fund: 292 - LEOSE CONSTABLE #2	0.00	0.00	681.52	0.00	681.52	0.00 %
292-330-3321 Constable 2 LEOSE Funding	0.00	0.00	681.52	0.00	681.52	0.00 %
Revenue Total:	0.00	0.00	681.52	0.00	681.52	0.00 %
Expense						
292-552-4502 Educational Expense	6,500.00	0.00	0.00	0.00	6,500.00	100.00 %
Expense Total:	6,500.00	0.00	0.00	0.00	6,500.00	100.00 %
Fund: 292 - LEOSE CONSTABLE #2 Surplus (Deficit)	-6,500.00	0.00	681.52	0.00	7,181.52	110.48 %
Revenue						
Fund: 293 - LEOSE CONSTABLE #3	0.00	0.00	681.52	0.00	681.52	0.00 %
293-330-3321 Constable 3 LEOSE Funding	0.00	0.00	681.52	0.00	681.52	0.00 %
Revenue Total:	0.00	0.00	681.52	0.00	681.52	0.00 %
Expense						
293-553-4502 Educational Expense	5,300.00	0.00	0.00	0.00	5,300.00	100.00 %
Expense Total:	5,300.00	0.00	0.00	0.00	5,300.00	100.00 %
Fund: 293 - LEOSE CONSTABLE #3 Surplus (Deficit)	-5,300.00	0.00	681.52	0.00	5,981.52	112.86 %

Auditor's Budget Report

For Fiscal: 2018-2019 Period Ending: 03/31/2019

	Current Total Budget	Period Activity	Fiscal Activity	Encumbrances	Variance Favorable (Unfavorable)	Percent Remaining
Fund: 294 - LEOSE CONSTABLE #4						
Revenue						
<u>294-330-3321</u> Constable 4 LEOSE Funding	0.00	0.00	681.52	0.00	681.52	0.00 %
Revenue Total:	0.00	0.00	681.52	0.00	681.52	0.00 %
Expense						
<u>294-554-4502</u> Educational Expense	6,600.00	0.00	0.00	0.00	6,600.00	100.00 %
Expense Total:	6,600.00	0.00	0.00	0.00	6,600.00	100.00 %
Fund: 294 - LEOSE CONSTABLE #4 Surplus (Deficit)	-6,600.00	0.00	681.52	0.00	7,281.52	110.33 %
Fund: 300 - FAMILY VIOLENCE INTERVENTION PROGRAM						
Revenue						
<u>300-330-3307</u> Family Violence Grant	56,620.00	6,325.90	31,738.19	0.00	-34,881.81	52.36 %
<u>300-330-3311</u> Family Violence Matching Funds	26,030.00	1,687.04	10,200.87	0.00	-15,829.13	60.81 %
<u>300-390-3920</u> Match From Insurance Fund	9,843.00	1,046.07	6,215.76	0.00	-3,627.24	36.85 %
Revenue Total:	102,493.00	9,059.01	48,154.82	0.00	-54,338.18	53.02 %
Expense						
<u>300-476-1200</u> Salary Regular Employee	73,200.00	5,933.34	35,600.04	0.00	37,599.96	51.37 %
<u>300-476-2200</u> FICA Taxes	5,600.00	443.28	2,659.58	0.00	2,940.42	52.51 %
<u>300-476-2300</u> Retirement Match	4,831.00	363.12	2,264.16	0.00	2,566.84	53.13 %
<u>300-476-2400</u> Workers' Comp	212.00	14.79	95.76	0.00	116.24	54.83 %
<u>300-476-2500</u> Unemployment Comp	183.00	8.31	69.42	0.00	113.58	62.07 %
<u>300-476-2930</u> Insurance Premiums	9,843.00	1,046.07	6,215.76	0.00	3,627.24	36.85 %
<u>300-476-4502</u> Educational Expense	2,500.00	1,250.11	1,250.11	0.00	1,249.89	50.00 %
Expense Total:	96,369.00	9,059.02	48,154.83	0.00	48,214.17	50.03 %
Fund: 300 - FAMILY VIOLENCE INTERVENTION PR	6,124.00	-0.01	-0.01	0.00	-6,124.01	100.00 %
Fund: 308 - VICTIMS' ASSISTANCE GRANT						
Revenue						
<u>308-330-3307</u> Grant Revenue - VOCA Grant	48,080.00	4,313.47	25,954.69	0.00	-22,125.31	46.02 %
<u>308-330-3311</u> Cash Match from General Fund	2,171.00	56.38	352.77	0.00	-1,818.23	83.75 %
<u>308-390-3920</u> Match from Insurance Fund	9,912.00	1,021.99	6,131.94	0.00	-3,780.06	38.14 %
Revenue Total:	60,163.00	5,391.84	32,439.40	0.00	-27,723.60	46.08 %
Expense						
<u>308-476-1200</u> Salary Regular Employee	36,075.00	3,783.22	22,901.76	0.00	13,173.24	36.52 %
<u>308-476-2200</u> FICA Taxes	2,760.00	280.32	1,569.80	0.00	1,190.20	43.12 %
<u>308-476-2300</u> Retirement Match	2,212.00	234.98	1,367.46	0.00	844.54	38.18 %
<u>308-476-2400</u> Workers Comp	102.00	9.57	57.82	0.00	44.18	43.31 %
<u>308-476-2500</u> Unemployment	102.00	5.38	41.94	0.00	60.06	58.88 %
<u>308-476-2930</u> Insurance Expense	9,912.00	0.00	0.00	0.00	9,912.00	100.00 %
<u>308-476-2931</u> VOCA Personnel Match	0.00	56.38	352.77	0.00	-352.77	0.00 %
<u>308-476-2932</u> VOCA Health-Life Ins. Match	0.00	1,021.99	6,131.94	0.00	-6,131.94	0.00 %
<u>308-476-3010</u> Supplies & Operating	2,000.00	0.00	15.98	0.00	1,984.02	99.20 %
<u>308-476-3011</u> VOCA Supplies/Equipment Match	0.00	0.00	4.00	0.00	-4.00	0.00 %
<u>308-476-4502</u> Travel & Training	2,000.00	0.00	0.00	0.00	2,000.00	100.00 %
Expense Total:	55,163.00	5,391.84	32,443.47	0.00	22,719.53	41.19 %
Fund: 308 - VICTIMS' ASSISTANCE GRANT Surplus	5,000.00	0.00	-4.07	0.00	-5,004.07	100.08 %
Fund: 309 - SHERIFF NIBRS GRANT						
Revenue						
<u>309-330-3321</u> Grant Revenue	356,624.00	0.00	89,133.00	0.00	-267,491.00	75.01 %
Revenue Total:	356,624.00	0.00	89,133.00	0.00	-267,491.00	75.01 %
Expense						
<u>309-560-7000</u> NIBRS Hardware and Software Installation	356,624.00	0.00	89,133.00	267,399.00	92.00	0.03 %
Expense Total:	356,624.00	0.00	89,133.00	267,399.00	92.00	0.03 %
Fund: 309 - SHERIFF NIBRS GRANT Surplus (Deficit)	0.00	0.00	0.00	-267,399.00	-267,399.00	0.00 %

Auditor's Budget Report

For Fiscal: 2018-2019 Period Ending: 03/31/2019

	Current Total Budget	Period Activity	Fiscal Activity	Encumbrances	Variance Favorable (Unfavorable)	Percent Remaining
Fund: 322 - PWSC GRANT #7216469						
Revenue						
<u>322-330-3310</u> Pritchett Water Grant	0.00	0.00	3,000.00	0.00	3,000.00	0.00 %
Revenue Total:	0.00	0.00	3,000.00	0.00	3,000.00	0.00 %
Expense						
<u>322-409-3503</u> General Administration	0.00	0.00	3,000.00	0.00	-3,000.00	0.00 %
Expense Total:	0.00	0.00	3,000.00	0.00	-3,000.00	0.00 %
Fund: 322 - PWSC GRANT #7216469 Surplus (Defi	0.00	0.00	0.00	0.00	0.00	0.00 %
Fund: 701 - CHILD SAFETY						
Revenue						
<u>701-350-3549</u> Child	700.00	26.96	147.04	0.00	-552.96	78.99 %
Revenue Total:	700.00	26.96	147.04	0.00	-552.96	78.99 %
Expense						
<u>701-409-6998</u> Child Safety	700.00	0.00	0.00	0.00	700.00	100.00 %
Expense Total:	700.00	0.00	0.00	0.00	700.00	100.00 %
Fund: 701 - CHILD SAFETY Surplus (Deficit):	0.00	26.96	147.04	0.00	147.04	0.00 %
Fund: 800 - PERMANENT SCHOOL						
Revenue						
<u>800-370-3700</u> INTEREST ON PERMANENT FUND	150.00	70.82	396.59	0.00	246.59	264.39 %
Revenue Total:	150.00	70.82	396.59	0.00	246.59	164.39 %
Expense						
<u>800-790-9000</u> Transfer out to Available School	150.00	63.47	382.36	0.00	-232.36	-154.91 %
Expense Total:	150.00	63.47	382.36	0.00	-232.36	-154.91 %
Fund: 800 - PERMANENT SCHOOL Surplus (Deficit	0.00	7.35	14.23	0.00	14.23	0.00 %
Fund: 801 - AVAILABLE SCHOOL						
Revenue						
<u>801-370-3700</u> Interest	600.00	151.75	765.68	0.00	165.68	127.61 %
<u>801-380-3803</u> Lease of Land	0.00	0.00	44,486.64	0.00	44,486.64	0.00 %
<u>801-390-3900</u> Transfer in from Perm Fund (Interest)	150.00	63.47	382.36	0.00	232.36	254.91 %
Revenue Total:	750.00	215.22	45,634.68	0.00	44,884.68	5,984.62 %
Expense						
<u>801-695-4695</u> Available School Allocations	275,000.00	0.00	0.00	0.00	275,000.00	100.00 %
<u>801-695-4900</u> Available School Ad Valorem Taxes	14,000.00	0.00	15,256.47	0.00	-1,256.47	-8.97 %
Expense Total:	289,000.00	0.00	15,256.47	0.00	273,743.53	94.72 %
Fund: 801 - AVAILABLE SCHOOL Surplus (Deficit):	-288,250.00	215.22	30,378.21	0.00	318,628.21	110.54 %
Report Surplus (Deficit):	-956,042.92	-54,261.88	86,040.83	-627,196.26	414,887.49	43.40 %

	Current Total Budget	Period Activity	Fiscal Activity	Encumbrances	Variance Favorable (Unfavorable)	Percent Remaining
Fund: 102 - SALARY						
Revenue	100.00	17.41	97.50	0.00	-2.50	2.50 %
Revenue Surplus (Deficit):	100.00	17.41	97.50	0.00	-2.50	2.50 %
Fund: 102 - SALARY Surplus (Deficit):	100.00	17.41	97.50	0.00	-2.50	2.50 %
Fund: 103 - IRC 125						
Revenue	20.00	4.65	26.64	0.00	6.64	-33.20 %
Revenue Surplus (Deficit):	20.00	4.65	26.64	0.00	6.64	-33.20 %
Fund: 103 - IRC 125 Surplus (Deficit):	20.00	4.65	26.64	0.00	6.64	-33.20 %
Fund: 104 - CETRZ FUND						
Expense	12,140.92	0.00	0.00	0.00	12,140.92	100.00 %
Expense Total:	12,140.92	0.00	0.00	0.00	12,140.92	100.00 %
Fund: 104 - CETRZ FUND Total:	12,140.92	0.00	0.00	0.00	12,140.92	100.00 %
Fund: 200 - COURTHOUSE SECURITY						
Revenue	18,100.00	2,113.51	11,033.91	0.00	-7,066.09	39.04 %
Revenue Surplus (Deficit):	18,100.00	2,113.51	11,033.91	0.00	-7,066.09	39.04 %
Expense	26,124.00	1,162.84	6,991.80	0.00	19,132.20	73.24 %
Expense Total:	26,124.00	1,162.84	6,991.80	0.00	19,132.20	73.24 %
Fund: 200 - COURTHOUSE SECURITY Surplus (Deficit):	-8,024.00	950.67	4,042.11	0.00	12,066.11	150.38 %
Fund: 201 - UPSHUR CO. RECORDS MGMT & PRESERVA						
Revenue	10,000.00	1,171.12	6,183.54	0.00	-3,816.46	38.16 %
Revenue Surplus (Deficit):	10,000.00	1,171.12	6,183.54	0.00	-3,816.46	38.16 %
Expense	25,000.00	1,901.00	1,901.00	0.00	23,099.00	92.40 %
Expense Total:	25,000.00	1,901.00	1,901.00	0.00	23,099.00	92.40 %
Fund: 201 - UPSHUR CO. RECORDS MGMT & PRESERVA	-15,000.00	-729.88	4,282.54	0.00	19,282.54	128.55 %
Fund: 202 - LAW LIBRARY						
Revenue	24,000.00	3,080.00	14,263.00	0.00	-9,737.00	40.57 %
Revenue Surplus (Deficit):	24,000.00	3,080.00	14,263.00	0.00	-9,737.00	40.57 %
Expense	22,000.00	1,891.94	9,189.43	0.00	12,810.57	58.23 %
Expense Total:	22,000.00	1,891.94	9,189.43	0.00	12,810.57	58.23 %
Fund: 202 - LAW LIBRARY Surplus (Deficit):	2,000.00	1,188.06	5,073.57	0.00	3,073.57	-153.68 %
Fund: 203 - CHILD PROTECTION FEE						
Revenue	2,800.00	510.00	1,680.00	0.00	-1,120.00	40.00 %
Revenue Surplus (Deficit):	2,800.00	510.00	1,680.00	0.00	-1,120.00	40.00 %
Expense	2,500.00	0.00	0.00	0.00	2,500.00	100.00 %
Expense Total:	2,500.00	0.00	0.00	0.00	2,500.00	100.00 %
Fund: 203 - CHILD PROTECTION FEE Surplus (Deficit):	300.00	510.00	1,680.00	0.00	1,380.00	-460.00 %
Fund: 220 - COUNTY & DISTRICT COURT RECORD PRES						
Revenue	7,300.00	880.00	4,090.00	0.00	-3,210.00	43.97 %

Auditor's Budget Report

For Fiscal: 2018-2019 Period Ending: 03/31/2019

	Current Total Budget	Period Activity	Fiscal Activity	Encumbrances	Variance Favorable (Unfavorable)	Percent Remaining
Revenue Surplus (Deficit):	7,300.00	880.00	4,090.00	0.00	-3,210.00	43.97 %
Expense	8,000.00	0.00	0.00	0.00	8,000.00	100.00 %
Expense Total:	8,000.00	0.00	0.00	0.00	8,000.00	100.00 %
Fund: 220 - COUNTY & DISTRICT COURT RECORD PRES	-700.00	880.00	4,090.00	0.00	4,790.00	684.29 %
Fund: 221 - COUNTY & DISTRICT COURT TECHNOLOGY						
Revenue	950.00	86.42	568.96	0.00	-381.04	40.11 %
Revenue Surplus (Deficit):	950.00	86.42	568.96	0.00	-381.04	40.11 %
Expense	4,000.00	0.00	0.00	0.00	4,000.00	100.00 %
Expense Total:	4,000.00	0.00	0.00	0.00	4,000.00	100.00 %
Fund: 221 - COUNTY & DISTRICT COURT TECHNOLOGY	-3,050.00	86.42	568.96	0.00	3,618.96	118.65 %
Fund: 222 - DISTRICT CLERK RECORDS MANAGEMENT						
Revenue	3,900.00	603.94	2,429.68	0.00	-1,470.32	37.70 %
Revenue Surplus (Deficit):	3,900.00	603.94	2,429.68	0.00	-1,470.32	37.70 %
Expense	7,534.00	226.36	1,361.13	0.00	6,172.87	81.93 %
Expense Total:	7,534.00	226.36	1,361.13	0.00	6,172.87	81.93 %
Fund: 222 - DISTRICT CLERK RECORDS MANAGEMENT	-3,634.00	377.58	1,068.55	0.00	4,702.55	129.40 %
Fund: 223 - DISTRICT CLERK'S RECORD ARCHIVE						
Revenue	6,560.00	979.64	4,215.36	0.00	-2,344.64	35.74 %
Revenue Surplus (Deficit):	6,560.00	979.64	4,215.36	0.00	-2,344.64	35.74 %
Expense	5,000.00	0.00	0.00	0.00	5,000.00	100.00 %
Expense Total:	5,000.00	0.00	0.00	0.00	5,000.00	100.00 %
Fund: 223 - DISTRICT CLERK'S RECORD ARCHIVE Surplu	1,560.00	979.64	4,215.36	0.00	2,655.36	-170.22 %
Fund: 224 - COUNTY CLERK RECORDS MANAGEMENT F						
Revenue	85,000.00	8,000.07	45,763.38	0.00	-39,236.62	46.16 %
Revenue Surplus (Deficit):	85,000.00	8,000.07	45,763.38	0.00	-39,236.62	46.16 %
Expense	125,420.00	8,607.54	19,171.92	0.00	106,248.08	84.71 %
Expense Total:	125,420.00	8,607.54	19,171.92	0.00	106,248.08	84.71 %
Fund: 224 - COUNTY CLERK RECORDS MANAGEMENT F	-40,420.00	-607.47	26,591.46	0.00	67,011.46	165.79 %
Fund: 225 - COUNTY CLERK RECORDS ARCHIVE FEE						
Revenue	85,000.00	7,940.00	45,430.00	0.00	-39,570.00	46.55 %
Revenue Surplus (Deficit):	85,000.00	7,940.00	45,430.00	0.00	-39,570.00	46.55 %
Expense	116,338.00	65,347.58	70,759.74	0.00	45,578.26	39.18 %
Expense Total:	116,338.00	65,347.58	70,759.74	0.00	45,578.26	39.18 %
Fund: 225 - COUNTY CLERK RECORDS ARCHIVE FEE Sur	-31,338.00	-57,407.58	-25,329.74	0.00	6,008.26	19.17 %
Fund: 226 - ELECTION REFUND ACCOUNT						
Revenue	2,300.00	0.00	5,723.53	0.00	3,423.53	-148.85 %
Revenue Surplus (Deficit):	2,300.00	0.00	5,723.53	0.00	3,423.53	-148.85 %
Expense	10,000.00	45.00	5,095.00	100.00	4,805.00	48.05 %

Auditor's Budget Report

For Fiscal: 2018-2019 Period Ending: 03/31/2019

	Current Total Budget	Period Activity	Fiscal Activity	Encumbrances	Variance Favorable (Unfavorable)	Percent Remaining
Expense Total:	10,000.00	45.00	5,095.00	100.00	4,805.00	48.05 %
Fund: 226 - ELECTION REFUND ACCOUNT Surplus (Defi	-7,700.00	-45.00	628.53	-100.00	8,228.53	105.86 %
Fund: 227 - JP COURT TECHNOLOGY FUND						
Revenue	7,000.00	857.48	4,408.17	0.00	-2,591.83	37.03 %
Revenue Surplus (Deficit):	7,000.00	857.48	4,408.17	0.00	-2,591.83	37.03 %
Expense	27,000.00	1,402.14	5,048.77	0.00	21,951.23	81.30 %
Expense Total:	27,000.00	1,402.14	5,048.77	0.00	21,951.23	81.30 %
Fund: 227 - JP COURT TECHNOLOGY FUND Surplus (De	-20,000.00	-544.66	-640.60	0.00	19,359.40	96.80 %
Fund: 228 - CHSJP-JP COURTHOUSE SECURITY						
Revenue	1,900.00	199.56	1,058.99	0.00	-841.01	44.26 %
Revenue Surplus (Deficit):	1,900.00	199.56	1,058.99	0.00	-841.01	44.26 %
Expense	2,700.00	49.99	587.77	249.95	1,862.28	68.97 %
Expense Total:	2,700.00	49.99	587.77	249.95	1,862.28	68.97 %
Fund: 228 - CHSJP-JP COURTHOUSE SECURITY Surplus (-800.00	149.57	471.22	-249.95	1,021.27	127.66 %
Fund: 229 - JUDICIAL EDUCATION						
Revenue	700.00	70.00	295.00	0.00	-405.00	57.86 %
Revenue Surplus (Deficit):	700.00	70.00	295.00	0.00	-405.00	57.86 %
Expense	3,000.00	0.00	0.00	0.00	3,000.00	100.00 %
Expense Total:	3,000.00	0.00	0.00	0.00	3,000.00	100.00 %
Fund: 229 - JUDICIAL EDUCATION Surplus (Deficit):	-2,300.00	70.00	295.00	0.00	2,595.00	112.83 %
Fund: 230 - COURT-INITIATED GUARDIANSHIP						
Revenue	2,600.00	280.00	1,180.00	0.00	-1,420.00	54.62 %
Revenue Surplus (Deficit):	2,600.00	280.00	1,180.00	0.00	-1,420.00	54.62 %
Expense	7,500.00	0.00	0.00	0.00	7,500.00	100.00 %
Expense Total:	7,500.00	0.00	0.00	0.00	7,500.00	100.00 %
Fund: 230 - COURT-INITIATED GUARDIANSHIP Surplus (-4,900.00	280.00	1,180.00	0.00	6,080.00	124.08 %
Fund: 240 - TAX OFFICE VIT INTEREST FUND						
Revenue	112.00	0.33	1.78	0.00	-110.22	98.41 %
Revenue Surplus (Deficit):	112.00	0.33	1.78	0.00	-110.22	98.41 %
Expense	411.00	0.00	0.00	0.00	411.00	100.00 %
Expense Total:	411.00	0.00	0.00	0.00	411.00	100.00 %
Fund: 240 - TAX OFFICE VIT INTEREST FUND Surplus (D	-299.00	0.33	1.78	0.00	300.78	100.60 %
Fund: 250 - DA FORFEITURE FUND						
Revenue	10.00	4.45	649.45	0.00	639.45	6,394.50 %
Revenue Surplus (Deficit):	10.00	4.45	649.45	0.00	639.45	6,394.50 %
Expense	3,500.00	0.00	100.00	0.00	3,400.00	97.14 %
Expense Total:	3,500.00	0.00	100.00	0.00	3,400.00	97.14 %
Fund: 250 - DA FORFEITURE FUND Surplus (Deficit):	-3,490.00	4.45	549.45	0.00	4,039.45	115.74 %

Auditor's Budget Report

For Fiscal: 2018-2019 Period Ending: 03/31/2019

	Current Total Budget	Period Activity	Fiscal Activity	Encumbrances	Variance Favorable (Unfavorable)	Percent Remaining
Fund: 251 - PRETRIAL INTERVENTION PROGRAM						
Revenue	11,000.00	1,000.00	5,000.00	0.00	-6,000.00	54.55 %
Revenue Surplus (Deficit):	11,000.00	1,000.00	5,000.00	0.00	-6,000.00	54.55 %
Expense	13,918.00	948.02	5,700.12	0.00	8,217.88	59.04 %
Expense Total:	13,918.00	948.02	5,700.12	0.00	8,217.88	59.04 %
Fund: 251 - PRETRIAL INTERVENTION PROGRAM Surpl	-2,918.00	51.98	-700.12	0.00	2,217.88	76.01 %
Fund: 252 - DISTRICT ATTORNEY LEOSE FUND						
Revenue	0.00	0.00	681.52	0.00	681.52	0.00 %
Revenue Surplus (Deficit):	0.00	0.00	681.52	0.00	681.52	0.00 %
Expense	130.00	0.00	130.00	0.00	0.00	0.00 %
Expense Total:	130.00	0.00	130.00	0.00	0.00	0.00 %
Fund: 252 - DISTRICT ATTORNEY LEOSE FUND Surplus (-130.00	0.00	551.52	0.00	681.52	524.25 %
Fund: 255 - DA ART 102.007 FEES						
Expense	187.00	0.00	0.00	0.00	187.00	100.00 %
Expense Total:	187.00	0.00	0.00	0.00	187.00	100.00 %
Fund: 255 - DA ART 102.007 FEES Total:	187.00	0.00	0.00	0.00	187.00	100.00 %
Fund: 270 - STATE FORFEITURE FUND (CCP 59)						
Revenue	20.00	733.06	19,589.86	0.00	19,569.86	17,849.30 %
Revenue Surplus (Deficit):	20.00	733.06	19,589.86	0.00	19,569.86	17,849.30 %
Expense	3,400.00	0.00	0.00	0.00	3,400.00	100.00 %
Expense Total:	3,400.00	0.00	0.00	0.00	3,400.00	100.00 %
Fund: 270 - STATE FORFEITURE FUND (CCP 59) Surplus (-3,380.00	733.06	19,589.86	0.00	22,969.86	679.58 %
Fund: 271 - FEDERAL FORFEITURE FUND						
Revenue	2,400.00	536.28	9,471.49	0.00	7,071.49	-294.65 %
Revenue Surplus (Deficit):	2,400.00	536.28	9,471.49	0.00	7,071.49	-294.65 %
Expense	489,000.00	2,000.00	9,746.54	359,447.31	119,806.15	24.50 %
Expense Total:	489,000.00	2,000.00	9,746.54	359,447.31	119,806.15	24.50 %
Fund: 271 - FEDERAL FORFEITURE FUND Surplus (Defic	-486,600.00	-1,463.72	-275.05	-359,447.31	126,877.64	26.07 %
Fund: 272 - LAW ENFORCEMENT EDUCATION FUND						
Revenue	0.00	0.00	4,852.74	0.00	4,852.74	0.00 %
Revenue Surplus (Deficit):	0.00	0.00	4,852.74	0.00	4,852.74	0.00 %
Expense	9,891.00	0.00	172.00	0.00	9,719.00	98.26 %
Expense Total:	9,891.00	0.00	172.00	0.00	9,719.00	98.26 %
Fund: 272 - LAW ENFORCEMENT EDUCATION FUND Sur	-9,891.00	0.00	4,680.74	0.00	14,571.74	147.32 %
Fund: 274 - PROJECT LIFESAVER						
Expense	500.00	0.00	0.00	0.00	500.00	100.00 %
Expense Total:	500.00	0.00	0.00	0.00	500.00	100.00 %
Fund: 274 - PROJECT LIFESAVER Total:	500.00	0.00	0.00	0.00	500.00	100.00 %

Auditor's Budget Report

For Fiscal: 2018-2019 Period Ending: 03/31/2019

	Current	Period	Fiscal	Encumbrances	Variance	Percent
	Total Budget	Activity	Activity		(Unfavorable)	Remaining
Fund: 276 - LOCAL LAW ENFORCEMENT GRANTS						
Revenue	500.00	0.00	500.00	0.00	0.00	0.00 %
Revenue Surplus (Deficit):	500.00	0.00	500.00	0.00	0.00	0.00 %
Expense						
Expense Total:	1,600.00	0.00	476.64	0.00	1,123.36	70.21 %
Fund: 276 - LOCAL LAW ENFORCEMENT GRANTS Surpl	1,500.00	0.00	476.64	0.00	1,123.36	70.21 %
Fund: 290 - DID CONSTABLE #2	-1,100.00	0.00	23.36	0.00	1,123.36	102.11 %
Revenue	5.00	3.09	16.71	0.00	11.71	-234.20 %
Revenue Surplus (Deficit):	5.00	3.09	16.71	0.00	11.71	-234.20 %
Expense						
Expense Total:	2,800.00	0.00	0.00	0.00	2,800.00	100.00 %
Fund: 290 - DID CONSTABLE #2 Surplus (Deficit):	2,800.00	0.00	0.00	0.00	2,800.00	100.00 %
Fund: 291 - LEOSE CONSTABLE #1	-2,795.00	3.09	16.71	0.00	2,811.71	100.60 %
Revenue	0.00	0.00	681.52	0.00	681.52	0.00 %
Revenue Surplus (Deficit):	0.00	0.00	681.52	0.00	681.52	0.00 %
Expense						
Expense Total:	3,200.00	0.00	0.00	0.00	3,200.00	100.00 %
Fund: 291 - LEOSE CONSTABLE #1 Surplus (Deficit):	3,200.00	0.00	0.00	0.00	3,200.00	100.00 %
Fund: 292 - LEOSE CONSTABLE #2	-3,200.00	0.00	681.52	0.00	3,881.52	121.30 %
Revenue	0.00	0.00	681.52	0.00	681.52	0.00 %
Revenue Surplus (Deficit):	0.00	0.00	681.52	0.00	681.52	0.00 %
Expense						
Expense Total:	6,500.00	0.00	0.00	0.00	6,500.00	100.00 %
Fund: 292 - LEOSE CONSTABLE #2 Surplus (Deficit):	6,500.00	0.00	0.00	0.00	6,500.00	100.00 %
Fund: 293 - LEOSE CONSTABLE #3	-6,500.00	0.00	681.52	0.00	7,181.52	110.48 %
Revenue	0.00	0.00	681.52	0.00	681.52	0.00 %
Revenue Surplus (Deficit):	0.00	0.00	681.52	0.00	681.52	0.00 %
Expense						
Expense Total:	5,300.00	0.00	0.00	0.00	5,300.00	100.00 %
Fund: 293 - LEOSE CONSTABLE #3 Surplus (Deficit):	5,300.00	0.00	0.00	0.00	5,300.00	100.00 %
Fund: 294 - LEOSE CONSTABLE #4	-5,300.00	0.00	681.52	0.00	5,981.52	112.86 %
Revenue	0.00	0.00	681.52	0.00	681.52	0.00 %
Revenue Surplus (Deficit):	0.00	0.00	681.52	0.00	681.52	0.00 %
Expense						
Expense Total:	6,600.00	0.00	0.00	0.00	6,600.00	100.00 %
Fund: 294 - LEOSE CONSTABLE #4 Surplus (Deficit):	6,600.00	0.00	0.00	0.00	6,600.00	100.00 %
Fund: 300 - FAMILY VIOLENCE INTERVENTION PROGRA	-6,600.00	0.00	681.52	0.00	7,281.52	110.33 %
Revenue	102,493.00	9,059.01	48,154.82	0.00	-54,338.18	54.02 %
Revenue Surplus (Deficit):	102,493.00	9,059.01	48,154.82	0.00	-54,338.18	54.02 %

Auditor's Budget Report

For Fiscal: 2018-2019 Period Ending: 03/31/2019

	Current Total Budget	Period Activity	Fiscal Activity	Encumbrances	Variance Favorable (Unfavorable)	Percent Remaining
Expense	96,369.00	9,059.02	48,154.83	0.00	48,214.17	50.03 %
Expense Total:	96,369.00	9,059.02	48,154.83	0.00	48,214.17	50.03 %
Fund: 300 - FAMILY VIOLENCE INTERVENTION PROGRA	6,124.00	-0.01	-0.01	0.00	-6,124.01	100.00 %
Fund: 308 - VICTIMS' ASSISTANCE GRANT						
Revenue	60,163.00	5,391.84	32,439.40	0.00	-27,723.60	46.08 %
Revenue Surplus (Deficit):	60,163.00	5,391.84	32,439.40	0.00	-27,723.60	46.08 %
Expense	55,163.00	5,391.84	32,443.47	0.00	22,719.53	41.19 %
Expense Total:	55,163.00	5,391.84	32,443.47	0.00	22,719.53	41.19 %
Fund: 308 - VICTIMS' ASSISTANCE GRANT Surplus (Defi	5,000.00	0.00	-4.07	0.00	-5,004.07	100.08 %
Fund: 309 - SHERIFF NIBRS GRANT						
Revenue	356,624.00	0.00	89,133.00	0.00	-267,491.00	75.01 %
Revenue Surplus (Deficit):	356,624.00	0.00	89,133.00	0.00	-267,491.00	75.01 %
Expense	356,624.00	0.00	89,133.00	267,399.00	92.00	0.03 %
Expense Total:	356,624.00	0.00	89,133.00	267,399.00	92.00	0.03 %
Fund: 309 - SHERIFF NIBRS GRANT Surplus (Deficit):	0.00	0.00	0.00	-267,399.00	-267,399.00	0.00 %
Fund: 322 - PWSC GRANT #7216469						
Revenue	0.00	0.00	3,000.00	0.00	3,000.00	0.00 %
Revenue Surplus (Deficit):	0.00	0.00	3,000.00	0.00	3,000.00	0.00 %
Expense	0.00	0.00	3,000.00	0.00	-3,000.00	0.00 %
Expense Total:	0.00	0.00	3,000.00	0.00	-3,000.00	0.00 %
Fund: 322 - PWSC GRANT #7216469 Surplus (Deficit):	0.00	0.00	0.00	0.00	0.00	0.00 %
Fund: 701 - CHILD SAFETY						
Revenue	700.00	26.96	147.04	0.00	-552.96	78.99 %
Revenue Surplus (Deficit):	700.00	26.96	147.04	0.00	-552.96	78.99 %
Expense	700.00	0.00	0.00	0.00	700.00	100.00 %
Expense Total:	700.00	0.00	0.00	0.00	700.00	100.00 %
Fund: 701 - CHILD SAFETY Surplus (Deficit):	0.00	26.96	147.04	0.00	147.04	0.00 %
Fund: 800 - PERMANENT SCHOOL						
Revenue	150.00	70.82	396.59	0.00	246.59	-164.39 %
Revenue Surplus (Deficit):	150.00	70.82	396.59	0.00	246.59	-164.39 %
Expense	150.00	63.47	382.36	0.00	-232.36	-154.91 %
Expense Total:	150.00	63.47	382.36	0.00	-232.36	-154.91 %
Fund: 800 - PERMANENT SCHOOL Surplus (Deficit):	0.00	7.35	14.23	0.00	14.23	0.00 %
Fund: 801 - AVAILABLE SCHOOL						
Revenue	750.00	215.22	45,634.68	0.00	44,884.68	-5,984.62 %
Revenue Surplus (Deficit):	750.00	215.22	45,634.68	0.00	44,884.68	-5,984.62 %
Expense	289,000.00	0.00	15,256.47	0.00	273,743.53	94.72 %


Auditor's Budget Report

For Fiscal: 2018-2019 Period Ending: 03/31/2019

	Current Total Budget	Period Activity	Fiscal Activity	Encumbrances	Variance Favorable (Unfavorable)	Percent Remaining
Expense Total:	289,000.00	0.00	15,256.47	0.00	273,743.53	94.72 %
Fund: 801 - AVAILABLE SCHOOL Surplus (Deficit):	-288,250.00	215.22	30,378.21	0.00	318,628.21	110.54 %
Report Surplus (Deficit):	-956,042.92	-54,261.88	86,040.83	-627,196.26	414,887.49	43.40 %

Fund Summary

Fund	Current Total Budget	Period Activity	Fiscal Activity	Encumbrances	Variance Favorable (Unfavorable)
102 - SALARY	100.00	17.41	97.50	0.00	-2.50
103 - IRC 125	20.00	4.65	26.64	0.00	6.64
104 - CETRZ FUND	-12,140.92	0.00	0.00	0.00	12,140.92
200 - COURTHOUSE SECURITY	-8,024.00	950.67	4,042.11	0.00	12,066.11
201 - UPSHUR CO. RECORDS MGMT & PRESERVATION	-15,000.00	-729.88	4,282.54	0.00	19,282.54
202 - LAW LIBRARY	2,000.00	1,188.06	5,073.57	0.00	3,073.57
203 - CHILD PROTECTION FEE	300.00	510.00	1,680.00	0.00	1,380.00
220 - COUNTY & DISTRICT COURT RECORD PRESERVATION	-700.00	880.00	4,090.00	0.00	4,790.00
221 - COUNTY & DISTRICT COURT TECHNOLOGY FUND	-3,050.00	86.42	568.96	0.00	3,618.96
222 - DISTRICT CLERK RECORDS MANAGEMENT FUND	-3,634.00	377.58	1,068.55	0.00	4,702.55
223 - DISTRICT CLERK'S RECORD ARCHIVE	1,560.00	979.64	4,215.36	0.00	2,655.36
224 - COUNTY CLERK RECORDS MANAGEMENT FEE	-40,420.00	-607.47	26,591.46	0.00	67,011.46
225 - COUNTY CLERK RECORDS ARCHIVE FEE	-31,338.00	-57,407.58	-25,329.74	0.00	6,008.26
226 - ELECTION REFUND ACCOUNT	-7,700.00	-45.00	628.53	-100.00	8,228.53
227 - JP COURT TECHNOLOGY FUND	-20,000.00	-544.66	-640.60	0.00	19,359.40
228 - CHSJP-JP COURTHOUSE SECURITY	-800.00	149.57	471.22	-249.95	1,021.27
229 - JUDICIAL EDUCATION	-2,300.00	70.00	295.00	0.00	2,595.00
230 - COURT-INITIATED GUARDIANSHIP	-4,900.00	280.00	1,180.00	0.00	6,080.00
240 - TAX OFFICE VIT INTEREST FUND	-299.00	0.33	1.78	0.00	300.78
250 - DA FORFEITURE FUND	-3,490.00	4.45	549.45	0.00	4,039.45
251 - PRETRIAL INTERVENTION PROGRAM	-2,918.00	51.98	-700.12	0.00	2,217.88
252 - DISTRICT ATTORNEY LEOSE FUND	-130.00	0.00	551.52	0.00	681.52
255 - DA ART 102.007 FEES	-187.00	0.00	0.00	0.00	187.00
270 - STATE FORFEITURE FUND (CCP 59)	-3,380.00	733.06	19,589.86	0.00	22,969.86
271 - FEDERAL FORFEITURE FUND	-486,600.00	-1,463.72	-275.05	-359,447.31	126,877.64
272 - LAW ENFORCEMENT EDUCATION FUND	-9,891.00	0.00	4,680.74	0.00	14,571.74
274 - PROJECT LIFESAVER	-500.00	0.00	0.00	0.00	500.00
276 - LOCAL LAW ENFORCEMENT GRANTS	-1,100.00	0.00	23.36	0.00	1,123.36
290 - DID CONSTABLE #2	-2,795.00	3.09	16.71	0.00	2,811.71
291 - LEOSE CONSTABLE #1	-3,200.00	0.00	681.52	0.00	3,881.52
292 - LEOSE CONSTABLE #2	-6,500.00	0.00	681.52	0.00	7,181.52
293 - LEOSE CONSTABLE #3	-5,300.00	0.00	681.52	0.00	5,981.52
294 - LEOSE CONSTABLE #4	-6,600.00	0.00	681.52	0.00	7,281.52
300 - FAMILY VIOLENCE INTERVENTION PROGRAM	6,124.00	-0.01	-0.01	0.00	-6,124.01
308 - VICTIMS' ASSISTANCE GRANT	5,000.00	0.00	-4.07	0.00	-5,004.07
309 - SHERIFF NIBRS GRANT	0.00	0.00	0.00	-267,399.00	-267,399.00
322 - PWSC GRANT #7216469	0.00	0.00	0.00	0.00	0.00
701 - CHILD SAFETY	0.00	26.96	147.04	0.00	147.04
800 - PERMANENT SCHOOL	0.00	7.35	14.23	0.00	14.23
801 - AVAILABLE SCHOOL	-288,250.00	215.22	30,378.21	0.00	318,628.21
Report Surplus (Deficit):	-956,042.92	-54,261.88	86,040.83	-627,196.26	414,887.49

FILED
TERRI ROSS
COUNTY CLERK
 2019 APR 15 AM 11:14
 UPSHUR COUNTY, TX.
 BY  DEPUTY